



Spare parts for:

## Washing equipment



Suitable for:

# ZANUSSI



This catalogue is automatically generated.  
Therefore, the sequence of the items might  
not be always shown at best.

Updates will be issued in case of additions  
and/or amendments.

*Suitable universal spare parts may not be included*





Suitable for:

# ZANUSSI



Suitable for:

## Air Chambers

### 3060001 AIR CHAMBER ø 150x65 mm

for Dishwasher (ZANUSSI) ALS540 - LS50 - LS500  
LS501 - LS52 - LS540 - LS541 - LS75 - LS96  
for Dishwasher hood type (ZANUSSI) LS1080 - LS860  
for Warewasher (ZANUSSI) LO480 - PLO480



ZANUSSI 045459

### 3060011 AIR CHAMBER ø 44x113 mm

for Dishwasher (ZANUSSI) CF314 - LS360 - LS365  
LS365F - LS505 - LS510 - ZLS510 - ZLS520  
ZLS521  
for Dishwasher conveyor type (ZANUSSI) CT142  
CT190 - CT191  
for Dishwasher hood type (ZANUSSI) HYDRA1000  
HYDRA1200 - LS10 - LS12



ZANUSSI 0H2542

ZANUSSI 046631

### 1186255 O-RING 0109 EPDM



ZANUSSI 068573

### 3060012 AIR CHAMBER ø 47x59 mm

for Dishwasher (ZANUSSI) LS62 - LS63 - LS64 - LS7  
for Dishwasher hood type (ZANUSSI) LS10 - LS12  
LS8 - LS9



ZANUSSI 048308

### 3060056 LOWER SEAL

for Dishwasher (ZANUSSI) CRYSTAL51 - CRYSTAL52  
LS505 - LS510  
for Dishwasher hood type (ZANUSSI) LS10 - LS12



ZANUSSI 067930

### 3060088 AIR CHAMBER NUT M14

for Dishwasher (ZANUSSI) CRYSTAL51 - CRYSTAL52  
LS505 - LS510 - LS62 - LS63 - LS64 - LS7  
for Dishwasher hood type (ZANUSSI) LS10 - LS12  
LS8 - LS9



ZANUSSI 049268



Suitable for:

**3186860 OR GASKET 03056 EPDM**

EX OR 0118  
for Dishwasher (UNIC) FI100 - FI120  
for Dishwasher (ZANUSSI) CRYSTAL51 - CRYSTAL52  
LS510 - LS62 - LS63 - LS64 - LS7  
for Dishwasher hood type (FAGOR) FI-80  
for Dishwasher hood type (ZANUSSI) LS10 - LS12  
LS8 - LS9



ZANUSSI 0KK400

ZANUSSI 068642


# ZANUSSI



Suitable for:

**3060035 AIR CHAMBER 260x200 mm**

for Dishwasher (ZANUSSI) ECOTEMP5 - LS6E



ZANUSSI 049459

**3061023 CAP GASKET**

for Dishwasher (ZANUSSI)



ZANUSSI 048230

**3060037 AIR CHAMBER RING NUT**

for Dishwasher (ZANUSSI)



ZANUSSI 049480

**3060038 O-RING GASKET 03212 EPDM**

for Dishwasher (ZANUSSI)



ZANUSSI 049460

**3060034 BOILER AIR CHAMBER 230 mm**

for Dishwasher (ZANUSSI) LS6AH - WT30H



ZANUSSI 0L0098

ZANUSSI 049628



Suitable for:

# ZANUSSI



Suitable for:

## 3060601 COMPLETE AIR CHAMBER

complete with fittings, o-ring and retaining bolt  
 for Dishwasher (COLGED) BETA250 - BETA253 - BETA50  
 BETA53 - ONIX50 - SILVER50  
 for Dishwasher (ELETTROBAR) E52  
 for Dishwasher (HOBART) GW600  
 for Glasswasher/Cupwasher (BONNET) VR1000R  
 VR1000RAD - VR1500C - VR1500CAD  
 for Glasswasher/Cupwasher (ELETTROBAR) S621 - S624  
 S626 - S634 - S636  
 for Glasswasher/Cupwasher (HOBART) GW601  
 for Glasswasher/Cupwasher (ZANUSSI) CRYSTAL11  
 CRYSTAL22 - LTB11 - LTB12 - LTB22



ZANUSSI 069515

## 3060602 FITTING FOR AIR CHAMBER

for Dishwasher (HOBART) GW600  
 for Glasswasher/Cupwasher (BONNET) VR1000R  
 VR1000RAD - VR1500C - VR1500CAD  
 for Glasswasher/Cupwasher (HOBART) GW601



ZANUSSI 069670

## 1186318 O-RING 03043 EPDM

for Dishwasher (FAGOR) FI-30 - FI-48 - FI-48B  
 FI-50 - FI-64 - FI-64B - FI-72  
 for Dishwasher (HOBART) GW600  
 for Dishwasher (JEMI) GS-8/2 - GS-8/2D - GS-9/2  
 GS-9/2D  
 for Dishwasher hood type (JEMI) GS-100 - GS-82  
 for Glasswasher/Cupwasher (BONNET) VR1000R  
 VR1500C  
 for Glasswasher/Cupwasher (COLGED) BETA35  
 for Glasswasher/Cupwasher (ELETTROBAR) S621 - S636  
 for Glasswasher/Cupwasher (FAGOR) - Series LVC  
 Series LVR  
 for Glasswasher/Cupwasher (HOBART) GW601  
 for Glasswasher/Cupwasher (JEMI) GS-3 - GS-3D  
 GS-4/2 - GS-4/2D



ZANUSSI 069644

## 3060605 FITTING

for Dishwasher (HOBART) GW600  
 for Glasswasher/Cupwasher (BONNET) VR1000R  
 VR1000RAD - VR1500C - VR1500CAD  
 for Glasswasher/Cupwasher (HOBART) GW601



## 3786668 O-RING 03024 EPDM



## 3060603 RETAINING BOLT FOR FITTING

for Dishwasher (HOBART) GW600  
 for Glasswasher/Cupwasher (BONNET) VR1000R  
 VR1000RAD - VR1500C - VR1500CAD  
 for Glasswasher/Cupwasher (HOBART) GW601





Suitable for:

# ZANUSSI



Suitable for:


## Bearings

**3063113 BEARING 6004 2RSH**  
outside  $\varnothing$  42 mm - insied  $\varnothing$  20 mm - thickness 12 mm




ZANUSSI 089921

**5009467 BEARING 6007 2RS**  
extern.  $\varnothing$  62 mm - intern.  $\varnothing$  35 mm - thickness 14 mm



ZANUSSI 0HD046

**3063018 BEARING 6200 2RS1**  
external  $\varnothing$  30 mm - internal  $\varnothing$  10 mm - thickness 9 mm  
for Dishwasher hood type (FAGOR) ECO-120 - FI-100  
FI-120 - FI-120W - FI-80 - FI-80W - MF-120



ZANUSSI 072018

**1063005 BEARING 6201 2RS**  
external  $\varnothing$  32 mm - internal  $\varnothing$  12 mm - thickness 10 mm



ZANUSSI 0D5346

ZANUSSI 072019

**3063005 BEARING 6202 2RS**  
external  $\varnothing$  35 mm - internal  $\varnothing$  15 mm - thickness 11 mm  
for Dishwasher (ZANUSSI) LS4 - LS50 - LS500



ZANUSSI 0D0035

ZANUSSI 072751

**9063001 BEARING 6206 2RS**  
external  $\varnothing$  62 mm - internal  $\varnothing$  30 mm - thickness 16 mm  
for Dishwasher (JEMI) - Series MC  
for Dishwasher conveyor type (JEMI) - Series MA



ZANUSSI 0D0006

ZANUSSI 0KK225

## Belts

**3062011 TOOTHED BELT T10-610 0702**  
for transmission pulley  
for models RT100-RT140-RT190-RT270  
for Dishwasher conveyor type (ZANUSSI) RT100  
RT140 - RT190 - RT270



ZANUSSI 0E5050

ZANUSSI 0E5188



Suitable for:

# ZANUSSI



Suitable for:

## Boilers

**3024003 BOILER  $\varnothing$  140x400 mm**  
for Dishwasher (ZANUSSI) LS360 - LS360F - LS365  
LS365F - LS500 - LS500F - LS501 - LS501F  
LS540



ZANUSSI 046294

**3024085 BOILER  $\varnothing$  145x405 mm**  
for Dishwasher (ZANUSSI) FL5 - FL5DP - LS5 - LV5  
LV5DP - WT4D - WT46



ZANUSSI 049958

**3024024 BOILER  $\varnothing$  145x430 mm**  
for Dishwasher (ZANUSSI) LS32 - LS33



ZANUSSI 049336

**3024018 BOILER  $\varnothing$  200x365 mm**  
3 holes for heating element  
for Dishwasher hood type (ZANUSSI) HT1000 - HT1200  
LS10 - LS12 - WT60



ZANUSSI 049632

**3024008 BOILER  $\varnothing$  200x410 mm**  
for Dishwasher (ZANUSSI) ECOTEMP5 - FL610 - FL700  
HYDRA700 - LS10F - LS61 - LS7 - LS7F - LS8D  
LS8F - LV70  
for Dishwasher hood type (ZANUSSI) HT1000 - HT800  
HYDRA1000 - HYDRA800 - LS10 - LS8 - Z80



ZANUSSI 048548

**3024021 COMPLETE BOILER  $\varnothing$  200x410 mm**  
2 holes for heating element  
for Dishwasher (ZANUSSI) FL620 - FL630 - LS12D  
LS62 - LS62D - LS63 - LS63D - LS7 - Z62 - Z63  
Z64  
for Dishwasher hood type (ZANUSSI) HT1000 - HT1200  
HYDRA1000 - HYDRA1200 - LS10 - LS12 - Z120



ZANUSSI 0L1639

ZANUSSI 048484

## Capacitors

**3068016 CAPACITOR  $\mu$ F 10 450V 50/60Hz**  
operating temperature  $-25+85^{\circ}\text{C}$   
in compliance with EEC 93/68 and 92/31 regulations  
for Dishwasher (FAGOR) FI-12D - FI-30 - FI-50  
FI-72  
for Dishwasher hood type (FAGOR) FI-80



ZANUSSI 0U0403

ZANUSSI 056148

**3068002 CAPACITOR  $\mu$ F 2.5 450V 50/60Hz**  
operating temperature  $-25+85^{\circ}\text{C}$   
in compliance with EEC 93/68 and EEC 92/31 regulat



ZANUSSI 0E0174



Suitable for:

Suitable for:

**3068027 CAPACITOR  $\mu\text{F}$  20 450V 50/60Hz**  
operating temperature  $-25+85^{\circ}\text{C}$   
in compliance with EEC 93/68 and 92/31 regulations



ZANUSSI 0H1044

ZANUSSI 047744

## Castors

**3346024 COVER LIFTING ROLLER**  
external  $\varnothing$  49 mm  
for LS10-WT60-LS12-HT1000-HT1200-HYDRA 1000-  
HYDRA 1200



ZANUSSI 048260

**3346025 ROLLER PIN**



ZANUSSI 048259

**3346019 COVER SLIDE ROLLER  $\varnothing$  34 mm**  
for LS8-WT50-LS10-LS12-WT60-HT800-HYDRA 800-Z80



ZANUSSI 048657

**3324005 HOOD ROLLER PIN**



ZANUSSI 048635

**3346020 ROLLER PIN**



ZANUSSI 048656

**3346036 HANDLE SLIDE**  
for LS10-LS12



ZANUSSI 049597

**3346037 HANDLE SLIDE BUSHING**  
for LS10-LS12



ZANUSSI 049598



Suitable for:

**3346017 ROLLER  $\varnothing$  32x33 mm**  
for conveyor area  
for CT92-CT140-CT141-CT142-CT190-CT191-CT192-  
'CT240-CT241



ZANUSSI 046841

Suitable for:

**3346206 ROLLER SET  $\varnothing$  50x71 mm**  
for DISHWASHER ROLLERS



ZANUSSI 0K8640

**3346007 SLIDING ROLLER**  
external  $\varnothing$  39 mm  
internal  $\varnothing$  15 mm



ZANUSSI 0K7281

ZANUSSI 0L2443

**3346021 SPACER ROLLER  $\varnothing$  15x13 mm**  
for lifting cover lever



ZANUSSI 048654

**3346022 SPACER ROLLER BUSHING**



ZANUSSI 048653

**3346023 SPACER ROLLER PIN**



ZANUSSI 048652

**3346004 TRANSMISSION SHAFT BUSHING**  
 $\varnothing$  20x40 mm  
for serie RT



ZANUSSI 0E5043

ZANUSSI 0K8236



## Clamps

**3449405 DOUBLE-WIRE CLAMP 9.8-10.4 - 100 PCS**  
for hoses  $\varnothing$  9.8÷10.4 mm



ZANUSSI 0E5993

ZANUSSI 0L0815

**3449462 HOSE CLAMP 12-20**  
for hoses  $\varnothing$  12÷20 mm  
made of stainless steel AISI 304  
height 9 mm and screw E7  
for Glasswasher/Cupwasher (ADLER) DSF101



ZANUSSI 049888

**3449466 HOSE CLAMP 16-27**  
for hoses  $\varnothing$  16÷27 mm  
made of stainless steel AISI 304  
height 12 mm and screw E7



ZANUSSI 0E5120

ZANUSSI 0E900

**3449453 HOSE CLAMP 25-40**  
for pipes  $\varnothing$  25÷40 mm  
made of stainless steel AISI 304  
height 9 mm and screw E7



ZANUSSI 047578

**3449456 HOSE CLAMP 50-70**  
for hoses  $\varnothing$  50÷70 mm  
made of stainless steel AISI 304  
height 9 mm and screw E7



ZANUSSI 0E1358

ZANUSSI 0K8983

ZANUSSI 046855

**3449457 HOSE CLAMP 60-80**  
for pipes  $\varnothing$  60÷80 mm  
made of stainless steel AISI 304  
height 9 mm and screw E7



ZANUSSI 046853

**3449461 HOSE CLAMP 8-12**  
for hoses  $\varnothing$  8÷12 mm  
made of stainless steel AISI 304  
height 9 mm and screw E7



ZANUSSI 046946

ZANUSSI 048224



Suitable for:

# ZANUSSI



Suitable for:

## Column faucets

### 3359682 COLUMN FAUCET 84319

oil bath spindles  
spout  $\varnothing$  20x240 mm  
connection  $\varnothing$  1/2" M  
overall height 555 mm  
rod length 435 mm



ZANUSSI 206158

ZANUSSI 216036

### 3359820 SPOUT TYPE S $\varnothing$ 20x250 mm



### 3359793 OIL BATH TAP WORM

for type Z medium size - type P  $\varnothing$  32 mm knobs  
ACTIVE cross type - ACTIVE lever type



### 3359780 Z TYPE MIDDLE SIZE KNOB



### 3359140 COLUMN TAP

swivel column  
swivel spout 250 mm  
fitting  $\varnothing$  3/4" M  
height 425 mm  
overall height 700 mm  
25l/min at 4 bar



ZANUSSI 927130

### 3241485 BLACK KNOB

square connection 7x7 mm



## Contact thermostats

### 3443058 BRACKET FOR CONTACT THERMOSTAT

for LB-LS



ZANUSSI 048987

### 3443030 CONTACT THERMOSTAT

contact capacity 16(4)A 250V  
for LS521



ZANUSSI 048166

ZANUSSI 048631



Suitable for:

### 3444393 CONTACT THERMOSTAT FOR WASH TANK

3 contacts 16A 250V  
for LB1-LB2



ZANUSSI 048804

### 3443015 THERMOSTAT GASKET $\varnothing$ 45 mm

internal hole  $\varnothing$  16 mm  
external hole  $\varnothing$  45 mm



ZANUSSI 066717

Suitable for:

### 3444607 CONTACT THERMOSTAT 110°C

with manual reset  
for ELETTOBAR E41-E42-E45-E46-E50-E51-E52  
NIAGARA40/51-RIVER50/61-46F-460F-E35H-E40H  
for COLGED BETA235/240/245/250/253-SILVER35/40/45  
for SAMMIC DISHWASHER SU600S  
for ZANUSSI LS3-LS7-LS8-LS12-LS62-LS63-LS64-LO10



ZANUSSI 048287

ZANUSSI 048887

### 3443016 YELLOW/BROWN CONTACT THERMOSTAT

NO contact operating temperature  $35 \div 46^\circ\text{C}$   
NC contact operating temperature  $52-60^\circ\text{C}$   
16A 250V  
for ZANUSSI LS7/8/10/12/521-HYDRA800/1000/1200  
for MARENO MLS30/31/35-MLC50/65  
for LASA LS3-LS4-LS35-LC50-LC65



ZANUSSI 045495

ZANUSSI 047508

ZANUSSI 048487

## Curtains

### 3443332 CENTRAL CURTAIN 530x305 mm

for versions before 1986  
for Dishwasher conveyor type (ZANUSSI) CT140  
CT142 - CT192 - CT92 - CT95



ZANUSSI 046883

### 3324030 CURTAIN PIN $\varnothing$ 6x545 mm

for Dishwasher conveyor type (ZANUSSI) WT100  
WT150



ZANUSSI 0E5487

### 3443331 CURTAIN 545x445 mm

for Dishwasher conveyor type (ZANUSSI) CT140  
CT142 - CT192 - CT95 - RT100 - RT140 - RT190  
RT270 - WT100 - WT150 - WT90



ZANUSSI 0E5029

ZANUSSI 0E5277

### 3443059 CURTAIN 550x355 mm

for Dishwasher conveyor type (ZANUSSI) CT140  
CT142 - CT192 - CT95 - Series RT - WT100  
WT150 - WT90



ZANUSSI 0E5038



Suitable for:

**3443021 CURTAIN 550x460 mm**  
for Dishwasher conveyor type (ZANUSSI) WT100  
WT150



ZANUSSI 0E2728

Suitable for:

**3443027 CURTAIN 550x300 mm**  
for Dishwasher conveyor type (ZANUSSI) WT100  
WT150



ZANUSSI 0E2729

**3456025 CURTAIN 580x480 mm**  
for Dishwasher conveyor type (ZANUSSI) RT100  
RT142 - RT190 - RT270 - RT340 - RT480



ZANUSSI 0E6006

**3443300 LATERAL CURTAIN 575x420 mm**  
for Dishwasher conveyor type (ZANUSSI) CT140  
CT190 - CT192 - CT90



ZANUSSI 046882

**3443301 CENTRAL CURTAIN 640x430 mm**  
for Dishwasher conveyor type (ZANUSSI) CT140  
CT190 - CT192 - CT90



ZANUSSI 048042

**3443302 LATERAL CURTAIN 600x450 mm**  
for Dishwasher conveyor type (ZANUSSI) LSE22  
LSE31 - LSE40



ZANUSSI 068891



Suitable for:

# ZANUSSI



Suitable for:

## Descaling powders for dishwashers

### 3094005 4 COLUMN SCALE REMOVER

width 165 mm - length 390 mm  
 for Dishwasher (ADLER) CF50  
 for Dishwasher (COMENDA) FC53 - FC54 - LF320A  
 LF323A - LF350A - LF400A - LF450A  
 for Dishwasher (ELFRAMO)  
 for Dishwasher (KOMEL)  
 for Dishwasher (LAMBER)  
 for Dishwasher (UNIVERBAR) LOGOSD - MIDI50D  
 OMEGAD - SINCROD  
 for Glasswasher/Cupwasher (COMENDA) BC25A - BC30A  
 BHC25 - BHC30 - BR20A - BR25A - B12T - B14T  
 B16T - B19T - FC43A  
 for Glasswasher/Cupwasher (MEIKO) ECOSTAR545D  
 for Glasswasher/Cupwasher (UNIVERBAR) BET37D  
 BET40D - ERGOND - MIDI40D - MINIBETD



ZANUSSI 069476

### 3010138 WATER SOFTENER SUPPORT

distance between mounting holes 195 mm  
 for Dishwasher (WHIRLPOOL) AGB652 - AGB653  
 for Glasswasher/Cupwasher (WHIRLPOOL) AGB643  
 AGB644 - AGB647



## Door catches

### 3398001 DOOR CATCH

for DISHWASHER models LS510-LS520-LS521-LS5DS-LS4-  
 5CF50B-5CF51B-5CF5-CRYSTAL50-CRYSTAL51-CRYSTAL52B



ZANUSSI 0A6111

ZANUSSI 047491

### 3398002 SPRING FOR DOOR CATCH

for DISHWASHER models LS510-LS520-LS521-LS5DS-LS4-  
 5CF50B-5CF51B-5CF52B-CRYSTAL50-CRYSTAL51-CRYSTAL52



ZANUSSI 047492

### 3398072 DOOR CATCH

for RT



ZANUSSI 0E5157

### 3398601 DOOR CATCH

for DISHWASHER models S521-S623-S624-S626-S631-  
 S633-S634-S636S641-S643



ZANUSSI 069435

### 3398017 DOOR CATCH 70 mm

for DISHWASHER LS3



ZANUSSI 049271

### 3398015 STEEL STRIKE 35x12 mm

for DISHWASHER LS3



ZANUSSI 049536



Suitable for:

# ZANUSSI



Suitable for:

## Door labyrinthes

### 3222002 PLASTIC FRAME FOR DOOR

for Dishwasher (ZANUSSI) CRYSTAL50 - CRYSTAL51  
CRYSTAL52 - LS4 - LS5DS - LS510 - LS520  
LS521 - 5CF50B - 5CF51B - 5CF52



ZANUSSI 047483

### 3186303 RIGHT-HAND GASKET

for Dishwasher (ZANUSSI) CRYSTAL50 - CRYSTAL51  
CRYSTAL52 - LS4 - LS510 - LS521



ZANUSSI 047455

### 3186302 LEFT-HAND GASKET

for Dishwasher (ZANUSSI) CRYSTAL50 - CRYSTAL51  
CRYSTAL52 - LS4 - LS5DS - LS510 - LS520  
LS521 - ZLS510 - ZLS520 - ZLS521



ZANUSSI 047454

### 3222001 RETAINING GASKET FOR PLASTIC FRAME

for Dishwasher (ZANUSSI) LS500 - LS501 - LS540  
LS541 - 5CF07B - 5CF08B - 5CF09B



ZANUSSI 045836

## Drain assembly

### 3316010 BRASS DRAIN ASSEMBLY $\varnothing$ 1"1/2

external  $\varnothing$  67 mm - internal  $\varnothing$  40 mm  
connection  $\varnothing$  47 mm  
for SINKS



ZANUSSI 0S1310

### 3448071 OVERFLOW PIPE

of stainless steel  
 $\varnothing$  40 mm - overall height 280 mm  
for drain assembly  $\varnothing$  1"1/2



### 3448070 OVERFLOW PIPE

of stainless steel  
 $\varnothing$  40 mm - overall height 230 mm  
for drain assembly  $\varnothing$  1"1/2



### 3448076 OVERFLOW PIPE

of stainless steel  
 $\varnothing$  40 mm - overall height 320 mm  
for drain assembly  $\varnothing$  1"1/2





Suitable for:

**3316011 BRASS DRAIN ASSEMBLY  $\varnothing$  2"**  
external  $\varnothing$  80 mm - internal  $\varnothing$  50 mm  
connection  $\varnothing$  59 mm  
for SINKS



ZANUSSI 0S1317

ZANUSSI 069317

ZANUSSI 069654

**3448081 OVERFLOW PIPE**  
of stainless steel  
 $\varnothing$  50 mm - overall height 230 mm  
for drain assembly  $\varnothing$  2



Suitable for:

**3448079 OVERFLOW PIPE**  
of stainless steel  
 $\varnothing$  50 mm - overall height 300 mm  
for drain assembly  $\varnothing$  2"



**3448082 OVERFLOW PIPE**  
of stainless steel  
 $\varnothing$  50 mm - overall height 280 mm  
for drain assembly  $\varnothing$  2"



**3316120 COMPLETE DRAIN ASSEMBLY 1"1/2**  
for RT



ZANUSSI 0E0141

ZANUSSI 0E9141

ZANUSSI 0L1863

**3448106 DRAIN ASSEMBLY**  
for DISHWASHER models CT92-CT140-CT142



ZANUSSI 046875

**3448108 GASKET DRAIN ASSY**  
for CT92-CT140-CT142



ZANUSSI 066088

**3448107 RING FOR DRAIN ASSEMBLY**  
for CT92-CT140-CT142



ZANUSSI 066079



Suitable for:

**3316143 DRAIN ASSEMBLY  $\varnothing$  1"1/2**  
for DISHWASHER LO250-LO480



ZANUSSI 075624

**3448107 RING FOR DRAIN ASSEMBLY**  
for CT92-CT140-CT142



ZANUSSI 066079

**3316013 ST. STEEL/PLASTIC DRAIN ASSEMBLY  $\varnothing$  2"**  
external  $\varnothing$  70 mm - internal  $\varnothing$  50 mm  
connection  $\varnothing$  59 mm  
for SINKS



ZANUSSI 0S1319

**3448081 OVERFLOW PIPE**  
of stainless steel  
 $\varnothing$  50 mm - overall height 230 mm  
for drain assembly  $\varnothing$  2



Suitable for:

**3448108 GASKET DRAIN ASSY**  
for CT92-CT140-CT142



ZANUSSI 066088

**3448079 OVERFLOW PIPE**  
of stainless steel  
 $\varnothing$  50 mm - overall height 300 mm  
for drain assembly  $\varnothing$  2"



**3448082 OVERFLOW PIPE**  
of stainless steel  
 $\varnothing$  50 mm - overall height 280 mm  
for drain assembly  $\varnothing$  2"



**3316012 ST. STEEL/PLASTIC DRAIN ASSEMBLY  $\varnothing$  1"1/2**  
external  $\varnothing$  70 mm - internal  $\varnothing$  50 mm  
connection  $\varnothing$  47 mm  
for SINKS-DISHWASHERS  
for UNIVERBAR DISHWASHER COSMO-COMPACT



ZANUSSI 0S1318

**3316147 DRAIN ASSEMBLY ELBOW  $\varnothing$  1"1/2**  
for UNIVERBAR DISHWASHER COSMO-COMPACT







Suitable for:

**3186606 O-RING 0144 EPDM**



ZANUSSI 047192

**3448081 OVERFLOW PIPE**  
of stainless steel  
ø 50 mm - overall height 230 mm  
for drain assembly ø 2"



# ZANUSSI

Suitable for:

**3448079 OVERFLOW PIPE**  
of stainless steel  
ø 50 mm - overall height 300 mm  
for drain assembly ø 2"



**3448082 OVERFLOW PIPE**  
of stainless steel  
ø 50 mm - overall height 280 mm  
for drain assembly ø 2"



**3316017 WASTE FUNNEL**  
ø superior external 282 mm.  
ø superior internal 195 mm.  
ø inferior external 230 mm.  
ø inferior internal 180 mm.  
height 93 mm.



ZANUSSI 069318

## Drain hoses

**3450119 DRAIN PIPE**



ZANUSSI 047558

**3450131 DRAIN PIPE ø 27x2000 mm**  
hoses internal ø 28x20 mm



ZANUSSI 049878

**3450130 DRAIN PIPE ø 23x2000 mm**  
hoses internal ø 28 e 18 mm



ZANUSSI 048845

**3450022 DRAIN PIPE ø 47x1000 mm**  
muff internal ø 58 mm  
temperature max 90°C  
for LS500-LS540-LSE720-LSE721-5CF09B-5CF10B



ZANUSSI 050148

ZANUSSI 047894



Suitable for:

# ZANUSSI



**3450034 MANIFOLD CONNECTION PIPE 1100 mm**  
 ø 40x1100 mm  
 hoses internal ø 35 e 40 mm  
 max temperature 90°C



ZANUSSI 0S0149

ZANUSSI 047465

Suitable for:

**3450041 NOZZLE SUPPORT CONNECTING PIPE**  
 length 650 mm  
 per LS6E-FLE620-ECOTEMP5E



ZANUSSI 0L0095

**3450001 PIPE ø 60x75 mm**  
 rubber pipe with textile reinforcement  
 for WASHING MACHINE  
 for DISHWASHER LS500-LS540-LS1080-LSE720



ZANUSSI 0L0613

ZANUSSI 045456

**3450736 PRESSURE SWITCH PIPE ø 4x8.5 mm - 10 m**  
 black rubber  
 external ø 8.5 mm  
 internal ø 4 mm



ZANUSSI 072393

**3450336 PRESSURE SWITCH PIPE ø 4x8.5 mm - 100 m**  
 black rubber  
 external ø 8.5 mm  
 internal ø 4 mm



ZANUSSI 072393

**3450622 PRESSURE SWITCH PIPE ø 5x11 mm - 5 m**  
 temperature -30°+110°C  
 operating pressure 10 bar  
 burst pressure 40 bar  
 non-toxic rubber hose  
 external ø 11 mm  
 internal ø 5 mm  
 5-m bundles  
 for 50-m bundles see 3450652



ZANUSSI 048225

ZANUSSI 048226

ZANUSSI 048883

**3450652 PRESSURE SWITCH PIPE ø 5x11 mm - 50 m**  
 temperature -30°+110°C  
 operating pressure 10 bar  
 burst pressure 40 bar  
 non-toxic rubber hose  
 external ø 11 mm  
 internal ø 5 mm  
 50-m bundles  
 for 5-m bundles see 3450622



ZANUSSI 048225

ZANUSSI 048226

ZANUSSI 048883

Suitable for:

**3450040 PUMP CONNECTING PIPE**  
 plastic pipe with rubber muffs  
 internal  $\varnothing$  45 mm  
 connecting pump and wash jets  
 for LS500-LS720



ZANUSSI 046372


Suitable for:

**3450047 PUMP OUTLET HOSE**  
 plastic pipe with rubber muffs  
 internal  $\varnothing$  60 mm  
 connecting pump and wash jets  
 for LS860-LS1080



ZANUSSI 046542

**3450176 PVC  $\varnothing$  4x7 mm - 150 m**



ZANUSSI 069480

**3450623 PVC PIPE  $\varnothing$  4x7 mm - 10 m**  
 external  $\varnothing$  7 mm  
 internal  $\varnothing$  4 mm



ZANUSSI 069480

**3450297 RUBBER HOSE  $\varnothing$  11x19 mm - 5 m**  
 temperature  $-30^{\circ}+110^{\circ}\text{C}$   
 operating pressure 10 bar  
 burst pressure 40 bar  
 non-toxic rubber hose  
 external  $\varnothing$  19 mm  
 internal  $\varnothing$  11 mm  
 5-m bundles  
 for 50-m bundles see 3450197



ZANUSSI 0E5121

ZANUSSI 0K8670

ZANUSSI 048531

**3450197 RUBBER HOSE  $\varnothing$  11x19 mm - 50 m**  
 temperature  $-30^{\circ}+110^{\circ}\text{C}$   
 operating pressure 10 bar  
 burst pressure 40 bar  
 non-toxic rubber hose  
 external  $\varnothing$  19 mm  
 internal  $\varnothing$  11 mm  
 50-m bundles  
 for 5-m bundles see 3450297



ZANUSSI 0E5121

ZANUSSI 0K8670

ZANUSSI 048531

**3450621 RUBBER PIPE  $110^{\circ}\text{C}$ .  $\varnothing$  10x16 mm - 5 m**  
 temperature  $-30^{\circ}+110^{\circ}\text{C}$   
 operating pressure 10 bar  
 burst pressure 40 bar  
 non-toxic rubber hose  
 external  $\varnothing$  16 mm  
 internal  $\varnothing$  10 mm  
 for 40 m rolls see 3450651



ZANUSSI 0C3165

ZANUSSI 0C4158

ZANUSSI 002707

ZANUSSI 086085

**3450651 RUBBER PIPE  $110^{\circ}\text{C}$ .  $\varnothing$  10x16 mm - 40 m**  
 temperature  $-30^{\circ}+110^{\circ}\text{C}$   
 operating pressure 10 bar  
 burst pressure 40 bar  
 non-toxic rubber hose  
 external  $\varnothing$  16 mm  
 internal  $\varnothing$  10 mm  
 40-m rolls  
 for 5-m rolls see 3450621



ZANUSSI 0C3165

ZANUSSI 0C4158

ZANUSSI 002707

ZANUSSI 086085



Suitable for:

**3743370 WASH OUTLET TOP PIPE**  
for LS9-LS10-LS14-LS14AH-LS14W-WT55-WT65-WT65WS



ZANUSSI 0L0556

ZANUSSI 0L0556

ZANUSSI 049595

Suitable for:

**3786685 O-RING 06287 EPDM**  
for Dishwasher hood type (ZANUSSI) HT1200 - LS14  
LV1200 - WT65



ZANUSSI 049593

**3450161 RING NUT FOR WASH OUTLET PIPE**



ZANUSSI 0L0557

ZANUSSI 049596

**3450100 WASH OUTLET TUBE**  
total height 700 mm  
for WT4-LB5



ZANUSSI 0L0125

ZANUSSI 049291

## Drain plugs

**3448316 OVERFLOW PIPE**  
for DISHWASHER LB1-LB2



ZANUSSI 049195



Suitable for:

# ZANUSSI



Suitable for:

## Drain plugs

**3448158 OVERFLOW PIPE  $\varnothing$  24x187 mm**  
made of plastic  
for LB1-LB2



ZANUSSI 049194

**1186356 O-RING 03075 EPDM**  
for Dishwasher (AFI) A600 - A900  
for Dishwasher (ANGELO PO) L40 - L40S - L60  
for Dishwasher (EUROSYSTEM) PRO400  
for Dishwasher (HILTA) S41 - S42  
for Dishwasher (NOSEM) C5000 - C5010 - C5020  
K602S - NC401  
for Dishwasher hood type (AFI) A1000L  
for Dishwasher hood type (ANGELO PO) L100 - L80  
for Dishwasher hood type (EUROSYSTEM) PRO600  
for Dishwasher hood type (HILTA) W13 - W14 - W15  
for Dishwasher hood type (NOSEM) K601 - K602  
for Glasswasher/Cupwasher (AFI) A35 - A35Z2 - A36  
for Glasswasher/Cupwasher (EUROSYSTEM) PRO100  
PRO200  
for Glasswasher/Cupwasher (HILTA) RB10 - RB22



ZANUSSI 049036

**3160602 OVERFLOW PIPE  $\varnothing$  25x215 mm - GREY**



ZANUSSI 069526

**3448103 OVERFLOW PIPE  $\varnothing$  26x277 mm**  
in plastic  
for LS8-LS63-LS64



ZANUSSI 048842

**1186833 O-RING 03100 EPDM**  
for Dishwasher (ZANUSSI) FL610 - FL620 - LS3  
LS61 - LS63 - LS64 - LS7 - WT32 - WT40 - Z62  
for Dishwasher hood type (ZANUSSI) LS8



ZANUSSI 046799

ZANUSSI 086280

**3448102 OVERFLOW PIPE  $\varnothing$  26x280 mm**  
in plastic  
for LS62-LS7



ZANUSSI 048323

**1186833 O-RING 03100 EPDM**  
for Dishwasher (ZANUSSI) FL610 - FL620 - LS3  
LS61 - LS63 - LS64 - LS7 - WT32 - WT40 - Z62  
for Dishwasher hood type (ZANUSSI) LS8



ZANUSSI 046799

ZANUSSI 086280



Suitable for:

**3448100 OVERFLOW PIPE  $\varnothing$  30x210 mm**  
in plastic  
for LS510-LS520-LS521



ZANUSSI 047460

Suitable for:

**1186833 O-RING 03100 EPDM**  
for Dishwasher (ZANUSSI) FL610 - FL620 - LS3  
LS61 - LS63 - LS64 - LS7 - WT32 - WT40 - Z62  
for Dishwasher hood type (ZANUSSI) LS8



ZANUSSI 046799

ZANUSSI 086280

**3448258 OVERFLOW PIPE  $\varnothing$  39x418 mm**  
plastic made  
for LS-LSV



ZANUSSI 049140

**3448105 OVERFLOW PIPE  $\varnothing$  40x270 mm**  
in chrome plated brass  
for CT92-CT140-CT142



ZANUSSI 047116

**3448109 OVERFLOW PIPE  $\varnothing$  40x400 mm**  
in plastic  
for LS10-LS12



ZANUSSI 048250

**3448232 OVERFLOW PIPE  $\varnothing$  40x435 mm**



ZANUSSI 049675

**3448257 OVERFLOW PIPE  $\varnothing$  40x80 mm**  
for RT



ZANUSSI 0E5149

## Electrical gas valves and accessories

**3526500 NON-RETURN VALVE**  
for Dishwasher (ZANUSSI) C51 - C52 - LS510 - LS520  
LS62 - LS63 - LS64 - LS7  
for Dishwasher hood type (ZANUSSI) LS10 - LS12  
LS8



ZANUSSI 048191



Suitable for:

# ZANUSSI



Suitable for:

## Electrical gas valves and accessories

### 1526503 NON-RETURN VALVE $\varnothing$ 40 mm

ballcock - outlets  $\varnothing$  12 mm  
 stainless steel cap  
 for Dishwasher (LAMBER) 01F - 040F - 045F - 050F  
 075F  
 for Dishwasher (SILANOS) N50 - N700  
 for Dishwasher (WHIRLPOOL) AGB648 - AGB649  
 AGB650 - AGB652 - AGB653 - AGB657 - AGB658  
 AGB659  
 for Glasswasher/Cupwasher (LAMBER) MINIBAR  
 SUPERQS - S200 - S240 - S280 - S510  
 for Glasswasher/Cupwasher (MACH) MB630



ZANUSSI 005762

ZANUSSI 049332

### 3786648 RUBBER GASKET $\varnothing$ 27x40x1.5 mm



## Electronic printed-circuit boards

### 3390031 CIRCUIT BOARD

for Dishwasher (ZANUSSI) FL610 - FL620 - FL630  
 LS61 - LS62 - Z62



ZANUSSI 048833

### 3390032 CIRCUIT BOARD

for Dishwasher (ZANUSSI) FL630 - LS63 - LS64 - Z63  
 Z64



ZANUSSI 048926

### 3390014 CIRCUIT BOARD 260x130 mm

for Dishwasher (ZANUSSI) LS5 - LS6  
 for Dishwasher hood type (ZANUSSI) ECOTEMP12  
 HT1000 - HT1200 - LS10 - LS14 - LS9 - WT60  
 WT65



ZANUSSI 0L0045  
 ZANUSSI 0L0705  
 ZANUSSI 0L2583

ZANUSSI 0L0261  
 ZANUSSI 0L1412  
 ZANUSSI 049910

ZANUSSI 0L0541  
 ZANUSSI 0L1811

### 3390376 ELECTRONIC CIRCUIT BOARD

for Dishwasher (ZANUSSI) LS5



ZANUSSI 0L0046  
 ZANUSSI 0L1236  
 ZANUSSI 0L2582

ZANUSSI 0L0547  
 ZANUSSI 0L1410

ZANUSSI 0L0706  
 ZANUSSI 0L1810



Suitable for:

**1186803 O-RING 02037 EPDM**

for Dishwasher (ADLER) DS400 - DS410  
for Dishwasher (BONNET) INO3F  
for Dishwasher (COMENDA) F20 - F45 - F50 - F55  
F65 - F80  
for Dishwasher (WHIRLPOOL) F360 - F650  
for Dishwasher (ZANUSSI) LS32 - LS360 - LS365  
for Dishwasher hood type (WHIRLPOOL) F1000  
F1201A  
for Glasswasher/Cupwasher (ADLER) CF35 - CF40  
for Glasswasher/Cupwasher (COMENDA) B10 - B15  
B15T - B20  
for Glasswasher/Cupwasher (ELETTOBAR) E35 - E40  
MISTRAL40 - NIAGARA35  
for Glasswasher/Cupwasher (HOONVED) CR43 - CR48  
C35 - C43 - C43E - C46E - C48



ZANUSSI 046376

**3390374 USER INTERFACE CARD**

for Dishwasher (ZANUSSI) - Series ECOTEMP  
Series HT - LS5 - LS6 - Series WT  
for Dishwasher hood type (ZANUSSI) LS10 - LS9



ZANUSSI 0L0726  
ZANUSSI 0L1567

ZANUSSI 0L1241  
ZANUSSI 0L1626

ZANUSSI 0L1565

**ZANUSSI**



Suitable for:

**3397004 TEMPERATURE PROBE ø 10 mm -10+100°C**



ZANUSSI 049643

ZANUSSI 049666

**3390375 USER INTERFACE CARD**

for Dishwasher (ZANUSSI) - Series HT - LS5 - LS6  
for Dishwasher hood type (ZANUSSI) LS10 - LS9



ZANUSSI 0L0548  
ZANUSSI 0L1237  
ZANUSSI 0L1973  
ZANUSSI 049754

ZANUSSI 0L0708  
ZANUSSI 0L1240  
ZANUSSI 0L2482  
ZANUSSI 049998


ZANUSSI 0L0709  
ZANUSSI 0L1627  
ZANUSSI 049623

**3390019 ELECTRONIC CIRCUIT BOARD 185x90 mm**  
for Dishwasher (ZANUSSI) LS3 - WT303



ZANUSSI 049412

**3390208 TIMER BOARD**  
size 185x90 mm  
for Dishwasher (ZANUSSI) LS32 - LS65 - WT35



ZANUSSI 049411

**3390209 USER INTERFACE CARD**  
sizes 340x44 mm  
for Dishwasher (ZANUSSI) LS6



ZANUSSI 0L0279  
ZANUSSI 0L1242

ZANUSSI 0L0538  
ZANUSSI 0L1579

ZANUSSI 0L0707  
ZANUSSI 049897

**3390373 USER INTERFACE CARD**  
dimensions 195x80 mm  
for Dishwasher hood type (ZANUSSI) LS9



ZANUSSI 0L0061  
ZANUSSI 0L1235

ZANUSSI 0L0550

ZANUSSI 0L0710





## Faucets and mixers

**3359474 HORIZONTAL TAP**  
 spout  $\varnothing$  18x300 mm  
 flow rate 25L/min by 4 bar  
 connection  $\varnothing$  1/2"M



ZANUSSI 0C3108

**3359805 TAP WORM**



**3359195 MAXI SINGLE-LEVER MIXER**  
 mounting hole  $\varnothing$  50 mm  
 flowrate 80L/min



ZANUSSI 0S0130

ZANUSSI 008000

**3359186 TWO-HOLE MIXER**  
 spout:  $\varnothing$  20 x 250 mm  
 fixing hole  $\varnothing$  29 mm



ZANUSSI 033125

ZANUSSI 069964

**3759083 SPOUT  $\varnothing$  20x250 mm NEW TYPE connection**



**3359165 WALL MOUNTED HORIZONTAL TAP**  
 spout:  $\varnothing$  20 x 300 mm  
 connection  $\varnothing$  1/2"M



ZANUSSI 0S0103

**3359290 BLUE TAP KNOB**



## Feet

**3313003 STAINLESS STEEL FOOT  $\varnothing$  2" x h 125 mm**  
 with rectangular flange 100x90 mm



ZANUSSI 057536

**3313001 STAINLESS STEEL FOOT  $\varnothing$  2" HEIGHT 125 mm**



ZANUSSI 053792



Suitable for:

# ZANUSSI



Suitable for:

## Filters

**3160604 EXTERNAL FILTER  $\varnothing$  135x90 mm - GREY**  
 for Glasswasher/Cupwasher (BONNET) VR1000R  
 VR1000RAD - VR1500C - VR1500CAD  
 for Glasswasher/Cupwasher (ELETTROBAR) S621 - S623  
 S624 - S626 - S631 - S633 - S634 - S636 - 21F  
 21R  
 for Glasswasher/Cupwasher (KREFFT) GLX920



ZANUSSI 069528

**3160395 FILTER BASKET**  
 for Dishwasher hood type (ZANUSSI) LS10 - LS10D  
 LS12



ZANUSSI 048252

**3160215 INLET FITTING 1"1/4**  
 for Dishwasher (ADLER) B40 - B41 - DL240  
 for Glasswasher/Cupwasher (ADLER) B101 - CF35  
 COMPACT - DSF101 - DSF103 - DS101 - DS103  
 DS11 - DS13 - DS201 - DS203 - DS21 - DS23  
 for Glasswasher/Cupwasher (WHIRLPOOL) D110 - D111  
 D210 - D211 - F30 - F300 - F312 - F35 - F41



ZANUSSI 070328

**3160195 FILTER LOCKING SHAFT  $\varnothing$  6 mm**  
 length 42 mm  
 for Dishwasher (ADLER) DL240  
 for Glasswasher/Cupwasher (ADLER) CF35 - CF40  
 DSF101 - DSF103  
 for Glasswasher/Cupwasher (WHIRLPOOL) F300 - F312  
 F35 - F41




**3160194 FILTER LOCKING SHAFT 58 mm**  
 thread  $\varnothing$  6 mm  
 for Dishwasher (ADLER) B40 - B41 - CF50  
 for Dishwasher (WHIRLPOOL) F360  
 for Glasswasher/Cupwasher (ADLER) B101 - COMPACT  
 DS101 - DS103 - DS11 - DS13 - DS201 - DS203  
 DS21 - DS23  
 for Glasswasher/Cupwasher (WHIRLPOOL) D110 - D111  
 D210 - D211 - F30



**3186238 O-RING 0146 EPDM**  
 for Dishwasher (CIMBALI) F3E - F6E  
 for Dishwasher (HEMERSON) P43E - P60E  
 for Glasswasher/Cupwasher (RANCILIO) LT105 - LT205



**3160198 RING NUT FOR SUCTION BOSS 1"1/4**  
 for IRINOX CHILLER LC51  
 per LAVASTOVIGLIE KF





Suitable for:

**3160605 INTERNAL FILTER  $\varnothing$  136x75 mm - GREY**  
 for Glasswasher/Cupwasher (BONNET) VR1000R  
 VR1000RAD - VR1500C - VR1500CAD  
 for Glasswasher/Cupwasher (ELETTROBAR) S621 - S623  
 S624 - S626 - S631 - S633 - S634 - S636 - 21F  
 21R  
 for Glasswasher/Cupwasher (KREFFT) GLX920



ZANUSSI 069529

Suitable for:

**3160606 NUT FOR WASH TANK FILTER**  
 for Glasswasher/Cupwasher (BONNET) VR1000R  
 VR1000RAD - VR1500C - VR1500CAD  
 for Glasswasher/Cupwasher (ELETTROBAR) S621 - S623  
 S624 - S626 - S631 - S633 - S634 - S636 - 21F  
 21R  
 for Glasswasher/Cupwasher (KREFFT) GLX920



ZANUSSI 069530

**3160518 PUMP FILTER**  
 for Dishwasher hood type (WHIRLPOOL) HT1200  
 for Dishwasher hood type (ZANUSSI) LS10 - LS12  
 LS14 - LS9



ZANUSSI 049810

**3160187 PUMP FILTER  $\varnothing$  124 mm**  
 for Glasswasher/Cupwasher (ZANUSSI) GW1 - GW2 - LB  
 LB2 - WT1 - WT2 - Z1 - Z2



ZANUSSI 0L2757

ZANUSSI 049032

**3186466 GASKET O-RING 04475 EPDM**  
 for Glasswasher/Cupwasher (ZANUSSI) GW1 - GW2  
 LB1 - LB2 - WT1 - WT2 - Z1 - Z2



ZANUSSI 049033

**3160189 DRAIN MANIFOLD**  
 for Glasswasher/Cupwasher (ZANUSSI) GW1 - GW2  
 LB1 - LB2 - WT1 - WT2 - Z1 - Z2



ZANUSSI 049035

**3160188 RING NUT FOR FILTER**  
 for Glasswasher/Cupwasher (ZANUSSI) GW1 - GW2  
 LB1 - LB2 - WT1 - WT2 - Z1 - Z2



ZANUSSI 049034

**3160331 STAINLESS STEEL FILTER  $\varnothing$  102 mm**  
 for Dishwasher conveyor type (ZANUSSI) RT100  
 RT140 - RT190 - RT270



ZANUSSI 0E5186

**3160400 TANK BOTTOM FILTER**  
 for Dishwasher hood type (ZANUSSI) LS14EA



ZANUSSI 048251

ZANUSSI 049846



Suitable for:

**3160190 WASH TANK FILTER  $\varnothing$  495x485 mm**  
for Dishwasher (ZANUSSI) HYDRA700 - LS3 - LS61  
LS62 - LS63 - LS7  
for Dishwasher hood type (ZANUSSI) HT800  
HYDRA800 - LS8



ZANUSSI 048331  
ZANUSSI 049537

ZANUSSI 048332

ZANUSSI 048584

Suitable for:

**3160112 WASH TANK FILTER 460x460 mm**  
for Dishwasher (ZANUSSI) CRYSTAL51 - CRYSTAL52  
LS510 - LS520 - LS521 - ZLS510 - ZLS520  
ZLS521



ZANUSSI 0A6158

ZANUSSI 047544

**3160002 WATER FILTER**  
for Dishwasher (ZANUSSI) LS500 - LS501 - LS540  
LS541  
for Dishwasher hood type (ZANUSSI) LS1080 - LS720  
LS860 - LS861



ZANUSSI 045476

ZANUSSI 068713

**3160111 WATER FILTER  $\varnothing$  89 mm**  
for Dishwasher (ZANUSSI) HYDRA700 - LS3 - LS6  
LS61 - LS62 - LS63 - LS64 - LS7 - Z62 - Z63  
for Dishwasher hood type (ZANUSSI) HYDRA800 - LS8



ZANUSSI 048324

**3160462 WATER FILTER 1/2"FF**



ZANUSSI 054450

ZANUSSI 067392

**3160007 WATER FILTER 3/4"FF**



ZANUSSI 0C4113

ZANUSSI 068121

**3160109 WATER INLET FILTER**  
fittings  $\varnothing$  3/4"MF  
for Dishwasher hood type (ZANUSSI) HT1200 - LC120  
LS10 - LS12



ZANUSSI 048746

## Fittings

**1349104 FITTING  $\varnothing$  1/2"M-1/2"M**



ZANUSSI 0K9022

**1349115 FITTING  $\varnothing$  1/2"M-3/4"M**



ZANUSSI 0E5431



# ZANUSSI



Suitable for:

**3349590 FITTING WITH RING NUT**



ZANUSSI 049652

Suitable for:

**3349346 NICHEL-PL.HOSE-END FITTING  $\varnothing$  1/4" M  $\varnothing$  12**



ZANUSSI 0C1626

**3349319 NICHEL-PLATED FITTING  $\varnothing$  1/4" M-1/4" M**



ZANUSSI 006350

**3349357 NICHEL-PLATED FITTING  $\varnothing$  3/4" M-3/4" M**



ZANUSSI 0W3306

**3090616 T-FITTING FOR BOILER**  
for 621-623-624-626-631-633-634-636



ZANUSSI 069459

**3090608 BOILER OUTLET FITTING**



**3090617 FITTING FOR BOILER PIPE**



ZANUSSI 069461

## Fuses

**3049003 DELAY FUSE 5x20 - 10 PCS**  
250V 100mA



ZANUSSI 086338

**3049012 DELAY FUSE 5x20 - 10 PCS**  
250V 800mA



ZANUSSI 0C2301

**3049038 QUICK ACTING FUSE 5x20 - 10 PCS**  
250V 160mA



ZANUSSI 002820

**3049040 QUICK ACTING FUSE 5x20 - 10 PCS**  
250V 250mA



ZANUSSI 002920



Suitable for:

**3049041 QUICK ACTING FUSE 5x20 - 10 PCS**  
250V 315mA



ZANUSSI 0W3499

ZANUSSI 005032

ZANUSSI 4005032

Suitable for:

**3049042 QUICK ACTING FUSE 5x20 - 10 PCS**  
250V 400mA



ZANUSSI 002750

**3049044 QUICK ACTING FUSE 5x20 - 10 PCS**  
250V 630mA



ZANUSSI 058871

**3049049 QUICK ACTING FUSE 5x20 - 10 PCS**  
250V 2A



ZANUSSI 0A8438

**3049052 QUICK ACTING FUSE 5x20 - 10 PCS**  
250V 4A



ZANUSSI 057783

## Gaskets and seals

**3786550 "U" SHAPED GASKET 700 mm**  
for mod. LS6-7-61-62-63-64  
per mod. LS6-7-61-62-63-64  
for Dishwasher (ZANUSSI) LS6 - LS61 - LS62 - LS63  
LS64 - LS7



ZANUSSI 0E5559

ZANUSSI 047513

**3186470 ADHESIVE SPONGE GASKET 4750 mm**  
profile dimensions 10x2.5 mm  
for Dishwasher (ZANUSSI) LS4  
for Glasswasher/Cupwasher (ZANUSSI) C50



ZANUSSI 046583

**40L0021 DOOR GASKET 590 mm**  
profile 24x6mm



ZANUSSI 0L0021

**3786480 GASKET FOR BOTTOM MANIFOLD**  
for Dishwasher hood type (ZANUSSI) LS1080 - LS720  
LS861



ZANUSSI 047928



Suitable for:

**40E0112 GASKET FOR DRAIN ELBOW  $\varnothing$  104 mm**  
 distance between holes 65 mm  
 for Dishwasher conveyor type (ZANUSSI) D530 - D580  
 D680  
 for Dishwasher hood type (ZANUSSI) D48



ZANUSSI 0E0112

Suitable for:

**3786683 GASKET FOR WASH RAMP 78x50x10 mm**  
 for Dishwasher conveyor type (ZANUSSI) RT100  
 RT190 - RT270 - RT340 - RT480



ZANUSSI 0E6005

**3186108 GASKET FOR 435x30 mm**  
 for Dishwasher hood type (ZANUSSI) LS8 - Z80  
 for Glasswasher/Cupwasher (ZANUSSI) LB1 - LB2



ZANUSSI 049017

**4049016 GASKET 1000 mm**  
 profile dimensions 9x4 mm  
 for Glasswasher/Cupwasher (ZANUSSI) - Series GWT1  
 Series GWT2 - Series LB1 - Series LB2 - Series WT1  
 Series WT2



ZANUSSI 049016

**3186301 GASKET 565x25 mm**  
 grey colour  
 for Dishwasher (ZANUSSI) ECOTEMP5 - LS6 - LS61  
 LS62 - LS63 - LS64 - LS7



ZANUSSI 0L2561

ZANUSSI 048248

ZANUSSI 048306

ZANUSSI 049248

ZANUSSI 049892

**3186300 GASKET 600x20 mm**  
 black color  
 for Dishwasher (ZANUSSI) LS360 - LS365 - LS365F  
 LS367



ZANUSSI 046394

**3186578 INDICATOR LIGHT GASKET**



ZANUSSI 046584

**3186136 LOWER BUMPER 36x14 mm**  
 for Dishwasher hood type (ZANUSSI) HYDRA800 - LS10  
 LS12 - LS14 - LS8 - WT60 - WT65 - Z80



ZANUSSI 048710



Suitable for:

**1186506 O-RING 04125 EPDM**



ZANUSSI 002874

Suitable for:

**3786047 O-RING  $\varnothing$  35x29x3 mm**  
for Dishwasher conveyor type (ZANUSSI) - Series RT  
Series WT  
for Dishwasher hood type (ZANUSSI) D48 - D480



ZANUSSI 0E0142

**1186231 O-RING GASKET 04106 EPDM**



ZANUSSI 027300

**3786202 O-RING OR 03850 EPDM**



ZANUSSI 0KV753

**1186014 O-RING 02015 EPDM**



ZANUSSI 059293

**1186759 O-RING 03106 EPDM**



ZANUSSI 0L0922

**3786008 O-RING 04112 BROWN VITON**  
for coffee group upper piston



ZANUSSI 002873

**3186314 O-RING 06225 SILICONE  $\varnothing$  67 mm**



ZANUSSI 0L2304

**1186990 OR-GASKET 04137 RED SILICONE**



ZANUSSI

**1786087 O-RING 02037 RED SILICONE**



ZANUSSI 0L2303

**1186693 O-RING 04325 EPDM**



ZANUSSI 0KM726





Suitable for:

# ZANUSSI



Suitable for:

## Guides

**3189015 ADHESIVE SPONGE GASKET 25x4 mm**  
sold per meter



ZANUSSI 0K9154

**3189016 DOOR SLIDEWAY**  
dimensions 900x40x17 mm  
for Warewasher (ZANUSSI) L0250 - L0480



ZANUSSI 048576

## Handles

**3242060 COMPLETE DOOR HANDLE**  
for DISHWASHER models LS500-LS540



ZANUSSI 046355

**3242061 HANDLE CAP**



ZANUSSI 081727

**3242024 DOOR HANDLE 550x75 mm**  
for LS61-62-63-64



ZANUSSI 048811

**3242062 GREY DOOR HANDLE 170 mm**  
distance between holes 130 mm  
for LS505-LS510-LS520



ZANUSSI 047481

**3242197 HANDLE SIDE PANEL**



ZANUSSI 047479

**3242023 HANDLE ROLLER  $\varnothing$  65 mm**  
for LS10-LS12-ECOTEMP12



ZANUSSI 048348

**3243918 ROLLER PIN  $\varnothing$  6x77 mm**  
for Dishwasher hood type (ZANUSSI) ECOTEMP12  
LS10 - LS12



ZANUSSI 048349



Suitable for:

# ZANUSSI



Suitable for:

## Heating elements

### 3355601 BOILER HEATING ELEMENT 2400W 220V

immersed length 200 mm  
 flange external  $\varnothing$  63 mm  
 with thermostat probe receptacle  
 with o-ring  $\varnothing$  58 (3186013)  
 for Dishwasher (LUXIA) K400QS - K502QBS - 5P - 5Q  
 5R - 5O2 - 7P - 7Q - 7R  
 for Glasswasher/Cupwasher (BONNET)  
 for Glasswasher/Cupwasher (ELETTROBAR) S621 - S623  
 S624 - S626 - S631 - S633 - S634 - S636  
 for Glasswasher/Cupwasher (KREFFT) GLX920  
 for Glasswasher/Cupwasher (LUXIA) K10QT - K11QS  
 K12QS - OCEANO35 - OCEANO40 - T40 - T45



ZANUSSI 069455

ZANUSSI 069672

### 3186013 O-RING GASKET 06187 EPDM $\varnothing$ 58 mm

for Dishwasher (COMENDA) FC53 - FC533 - FC54  
 FC543 - FC544  
 for Dishwasher (FAGOR) FI-12D - FI-12S - FI-300  
 FI-300B  
 for Dishwasher (HOONVED) STS53 - STS60  
 for Dishwasher hood type (ADLER) DS1200  
 for Dishwasher hood type (BONNET) INO60  
 for Dishwasher hood type (COLGED) L51  
 for Dishwasher hood type (LINEA BLANCA) LC-3500  
 LC-4000  
 for Glasswasher/Cupwasher (FAGOR) CI-20 - CI-20D  
 for Glasswasher/Cupwasher (HOONVED) STS43 - STS48



ZANUSSI 046213

ZANUSSI 067620

ZANUSSI 069456

### 3355314 BOILER HEATING ELEMENT 2800W 230V

immersed length 385 mm  
 flange external  $\varnothing$  63 mm  
 complete with o-ring  $\varnothing$  58 (3186013)  
 for Dishwasher (ZANUSSI) LS5 - WT4



ZANUSSI 049980

### 3455335 BOILER HEATING ELEMENT 4000W 230V

immersed length 465 mm  
 flange  $\varnothing$  63 mm  
 with bulb sheath  
 with O-ring  $\varnothing$  58 (3186013)  
 for Dishwasher conveyor type (ZANUSSI) - Series RT  
 Series WT



ZANUSSI 0E5115

ZANUSSI 0K8250

ZANUSSI 0L1833

### 3355312 BOILER HEATING ELEMENT 6000W 230/380V

immersed length 455 mm  
 flange external  $\varnothing$  72 mm  
 complete with o-ring  $\varnothing$  67 (3186014)  
 for Dishwasher conveyor type (ZANUSSI) WT730  
 WT760



ZANUSSI 0E5114

ZANUSSI 0K8249

### 3455428 HEATING ELEMENT BOILER 12000W 230V

immersed length 440 mm  
 complete with O-Ring  $\varnothing$  67 (3186014)  
 for Dishwasher conveyor type (ZANUSSI) RT100  
 RT140 - RT142 - RT190 - RT270 - RT340



ZANUSSI 0E5162

ZANUSSI 0L1861



Suitable for:

Suitable for:

**3455427 HEATING ELEMENT F/ BOILER 12000W 230V**  
length 460 mm  
with thermostat probe receptacle  
flange  $\varnothing$  72 mm  
for Dishwasher conveyor type (ZANUSSI) RT100  
RT140 - RT142 - RT190 - RT270



ZANUSSI 0E5116

ZANUSSI 0L1837

**3355478 HEATING ELEMENT F/ BOILER 4500W 220/380V**  
immersed length 370 mm  
flange external  $\varnothing$  63 mm  
with thermostat probe receptacle  $\varnothing$  7 mm  
complete with o-ring  $\varnothing$  58 (3186013)  
for Dishwasher (DIHR) GASTRO500 - GASTRO750  
GASTRO900 - GS45 - GS50  
for Dishwasher (KROMO) K50 - K60 - K70 - K80  
for Dishwasher hood type (KROMO) K120



ZANUSSI 002524  
ZANUSSI 057698

ZANUSSI 026453

ZANUSSI 049307

**3186013 O-RING GASKET 06187 EPDM  $\varnothing$  58 mm**  
for Dishwasher (COMENDA) FC53 - FC533 - FC54  
FC543 - FC544  
for Dishwasher (FAGOR) FI-12D - FI-12S - FI-300  
FI-300B  
for Dishwasher (HOONVED) STS53 - STS60  
for Dishwasher hood type (ADLER) DS1200  
for Dishwasher hood type (BONNET) INO60  
for Dishwasher hood type (COLGED) L51  
for Dishwasher hood type (LINEA BLANCA) LC-3500  
LC-4000  
for Glasswasher/Cupwasher (FAGOR) CI-20 - CI-20D  
for Glasswasher/Cupwasher (HOONVED) STS43 - STS48



ZANUSSI 046213

ZANUSSI 067620

ZANUSSI 069456

**3455426 HEATING ELEMENT F/ BOILER 8000W 230V**  
immersed length 465 mm  
with thermostat probe receptacle  
flange  $\varnothing$  72 mm  
for Dishwasher conveyor type (ZANUSSI) RT100  
RT140 - RT180 - RT190 - RT250 - RT270 - RT340  
RT480



ZANUSSI 0E5113

ZANUSSI 0L1835

**3455429 HEATING ELEMENT F/ TANK 2000W 230V**  
width 365 mm - length 72 mm  
for Dishwasher (ZANUSSI) LS5 - LS6



ZANUSSI 0L2109

ZANUSSI 049954



Suitable for:

**3355290 HEATING ELEMENT F/ TANK 2200W 230V**  
 immersed length 340 mm  
 width 75 mm  
 complete with gasket (3186190)  
 for Dishwasher (ZANUSSI) LS3 - LS6 - LS7  
 for Dishwasher hood type (ZANUSSI) LS10 - LS12  
 LS8



ZANUSSI 0L2340

ZANUSSI 048228

ZANUSSI 048924

Suitable for:

**3186190 GASKET FOR ELEMENT 23x46 mm**  
 in rubber



ZANUSSI 048483

**3355295 HEATING ELEMENT F/BOILER 3000W 230/400V**  
 immersed length 170 mm  
 flange external  $\varnothing$  63 mm  
 complete with o-ring (3186013)  
 for Dishwasher (ZANUSSI) LS62 - LS63 - LS64



ZANUSSI 0L1634

ZANUSSI 048489

ZANUSSI 048927

**3186013 O-RING GASKET 06187 EPDM  $\varnothing$  58 mm**  
 for Dishwasher (COMENDA) FC53 - FC533 - FC54  
 FC543 - FC544  
 for Dishwasher (FAGOR) FI-12D - FI-12S - FI-300  
 FI-300B  
 for Dishwasher (HOONVED) STS53 - STS60  
 for Dishwasher hood type (ADLER) DS1200  
 for Dishwasher hood type (BONNET) INO60  
 for Dishwasher hood type (COLGED) L51  
 for Dishwasher hood type (LINEA BLANCA) LC-3500  
 LC-4000  
 for Glasswasher/Cupwasher (FAGOR) CI-20 - CI-20D  
 for Glasswasher/Cupwasher (HOONVED) STS43 - STS48



ZANUSSI 046213

ZANUSSI 067620

ZANUSSI 069456

**3355293 HEATING ELEMENT F/BOILER 4500W 230/400V**  
 immersed length 370 mm  
 flange external  $\varnothing$  63 mm  
 complete with o-ring  $\varnothing$  58 mm (3186013)  
 for Dishwasher hood type (ZANUSSI) LSE720 - LS1080  
 LS720 - LS860



ZANUSSI 048284

**3186013 O-RING GASKET 06187 EPDM  $\varnothing$  58 mm**  
 for Dishwasher (COMENDA) FC53 - FC533 - FC54  
 FC543 - FC544  
 for Dishwasher (FAGOR) FI-12D - FI-12S - FI-300  
 FI-300B  
 for Dishwasher (HOONVED) STS53 - STS60  
 for Dishwasher hood type (ADLER) DS1200  
 for Dishwasher hood type (BONNET) INO60  
 for Dishwasher hood type (COLGED) L51  
 for Dishwasher hood type (LINEA BLANCA) LC-3500  
 LC-4000  
 for Glasswasher/Cupwasher (FAGOR) CI-20 - CI-20D  
 for Glasswasher/Cupwasher (HOONVED) STS43 - STS48



ZANUSSI 046213

ZANUSSI 067620

ZANUSSI 069456



Suitable for:

Suitable for:

**3355294 HEATING ELEMENT F/BOILER 6000W 230/400V**  
 immersed length 370 mm  
 flange external  $\varnothing$  63 mm  
 complete with o-ring  $\varnothing$  58 mm (3186013)  
 for Dishwasher (ZANUSSI) LS7  
 for Dishwasher hood type (ZANUSSI) LS10 - LS12  
 LS8



ZANUSSI 048221

ZANUSSI 048513

**3186013 O-RING GASKET 06187 EPDM  $\varnothing$  58 mm**  
 for Dishwasher (COMENDA) FC53 - FC533 - FC54  
 FC543 - FC544  
 for Dishwasher (FAGOR) FI-12D - FI-12S - FI-300  
 FI-300B  
 for Dishwasher (HOONVED) STS53 - STS60  
 for Dishwasher hood type (ADLER) DS1200  
 for Dishwasher hood type (BONNET) IN060  
 for Dishwasher hood type (COLGED) L51  
 for Dishwasher hood type (LINEA BLANCA) LC-3500  
 LC-4000  
 for Glasswasher/Cupwasher (FAGOR) CI-20 - CI-20D  
 for Glasswasher/Cupwasher (HOONVED) STS43 - STS48



ZANUSSI 046213

ZANUSSI 067620

ZANUSSI 069456

**3755057 HEATING ELEMENT FOR BOILER 10000W 230V**  
 immersed length 460 mm  
 flange external  $\varnothing$  72 mm  
 with thermostat probe receptacle  
 complete with o-ring  $\varnothing$  67 (3186014)  
 for Dishwasher conveyor type (ZANUSSI) - Series RT  
 RT10 - RT100 - RT190 - RT270 - Series WT



ZANUSSI 0E5066

ZANUSSI 0L1836

**3755054 HEATING ELEMENT FOR BOILER 2000W 230V**  
 immersed length 325 mm  
 width 65 mm  
 flange 82x28 mm  
 for Dishwasher hood type (ZANUSSI) LS10 - LS12  
 WT60  
 for Warewasher (ZANUSSI) PW1



ZANUSSI 049613

ZANUSSI 049755

**3355377 HEATING ELEMENT FOR BOILER 2400W 230V**  
 immersed length 260 mm  
 complete with gasket (3186191)  
 for Dishwasher (ADLER) B40 - B41 - DS400 - DS410  
 for Glasswasher/Cupwasher (ADLER) B100 - B200  
 CF35 - CF40 - COMPACT - DSF101 - DSF103  
 DS101 - DS103 - DS201 - DS203  
 for Glasswasher/Cupwasher (WHIRLPOOL) D110 - D111  
 D210 - D211 - F30 - F300 - F312 - F35 - F40  
 F400 - F41 - F410



ZANUSSI 070307

**3186191 VITON GASKET FOR HEATING ELEMENT**  
 sizes 52x41x6 mm  
 for Dishwasher (ADLER) A350 - A500 - A720 - B300  
 B40 - B41  
 for Dishwasher hood type (ADLER) A900  
 for Glasswasher/Cupwasher (ADLER) B100 - B200



ZANUSSI 060009

ZANUSSI 070308



Suitable for:

# ZANUSSI



## 3755055 HEATING ELEMENT FOR BOILER 2800W 230V

immersed length 320 mm  
flange external  $\varnothing$  63 mm  
complete with o-ring  $\varnothing$  58 (3186013)  
for Dishwasher (ZANUSSI) LS3



ZANUSSI 049371

Suitable for:

## 3755052 HEATING ELEMENT FOR BOILER 3000W 230V

immersed length 310 mm  
width 65 mm  
flange 82x28 mm  
for Dishwasher hood type (ZANUSSI) LS10 - LS12  
WT60



ZANUSSI 049614

ZANUSSI 049756

## 3755053 HEATING ELEMENT FOR BOILER 3500W 230V

immersed length 310 mm  
width 65 mm  
flange 82x28 mm  
for Dishwasher hood type (ZANUSSI) LS10 - LS12  
WT60  
for Warewasher (ZANUSSI) PW1



ZANUSSI 049615

ZANUSSI 049757

## 3755600 HEATING ELEMENT FOR BOILER 4500W 230V

immersed length 225 mm  
flange external  $\varnothing$  63 mm  
complete with O-Ring  $\varnothing$  58 (3186013)  
for Dishwasher (ZANUSSI) FL610 - LS61 - LS7  
for Dishwasher hood type (ZANUSSI) LS10 - LS1080  
LS720 - LS8 - LS860



ZANUSSI 048928

## 3355604 HEATING ELEMENT FOR TANK 2000W 220V

immersed length 275 mm  
width 120 mm - connection  $\varnothing$  10 mm  
for Dishwasher (BONNET) VR1000RD  
for Dishwasher (HOBART) GW600  
for Glasswasher/Cupwasher (BONNET) VR1000R  
VR1500C - VR1500CAD  
for Glasswasher/Cupwasher (ELETTROBAR) S621 - S623  
S624 - S626 - S631 - S633 - S634 - S636 - 11F  
11FD - 11R  
for Glasswasher/Cupwasher (KREFFT) GLX920



ZANUSSI 069437

ZANUSSI 069671

## 3355031 HEATING ELEMENT FOR WASH TANK 1600W 220V

immersed length 335x78 mm  
connection  $\varnothing$  14 mm  
for DISHWASHER 400 dishes model old type



ZANUSSI 067373

## 3355027 HEATING ELEMENT FOR WASH TANK 1800W 220V

immersed length 410x85 mm  
connection  $\varnothing$  14 mm  
for Dishwasher (ZANUSSI) LS365 - LS480 - LS500  
LS540 - LS750  
for Dishwasher hood type (ZANUSSI) LS860



ZANUSSI

## 3355030 HEATING ELEMENT FOR WASH TANK 2000W 220V

immersed length 370x100 mm  
connection  $\varnothing$  14 mm  
for Dishwasher conveyor type (ZANUSSI) LSE22  
LSE31 - LSE40



ZANUSSI 067610



Suitable for:

Suitable for:

**3355028 HEATING ELEMENT FOR WASH TANK 2200W 220V**  
 immersed length 410x130 mm  
 connection  $\varnothing$  14 mm  
 for Dishwasher (ZANUSSI) LS365 - LS480 - LS500  
 LS540 - LS750  
 for Dishwasher hood type (ZANUSSI) LS860

**3355291 HEATING ELEMENT FOR WASH TANK 2200W 230V**  
 immersed length 325 mm  
 width 80 mm  
 connection  $\varnothing$  14 mm  
 for Dishwasher (BONNET) IN03F  
 for Dishwasher hood type (ZANUSSI) LS1080 - LS720  
 LS860



ZANUSSI 047484

ZANUSSI 047506

ZANUSSI 047848

ZANUSSI 046404

ZANUSSI 048000

ZANUSSI 048086

**3755056 HEATING ELEMENT FOR WASH TANK 7500W 230V**  
 immersed length 460 mm  
 flange external  $\varnothing$  72 mm  
 complete with o-ring  $\varnothing$  67 (3186014)  
 upon request nut (3528003) and washer (3528004)  
 for Dishwasher conveyor type (ZANUSSI) RT10  
 RT100 - RT190 - RT270

**3355670 FLANGE FOR HEATING ELEMENT**  
 external  $\varnothing$  100 mm - internal  $\varnothing$  57 mm - 5 holes  
 for Dishwasher conveyor type (ZANUSSI) - Series RT



ZANUSSI 0E5161

ZANUSSI 0E5492

**3755051 HEATING ELEMENT FOR WASH TANK 800W 230V**  
 immersed length 155 mm  
 width 34 mm  
 flange 50x27 mm  
 complete with gasket  
 for Glasswasher/Cupwasher (ZANUSSI) GW1 - GW2  
 LB1 - LB2 - WT1 - WT2 - Z1 - Z2

**3355348 HEATING ELEMENT 10500W 230/380V**  
 immersed length 340 mm  
 flange external  $\varnothing$  72 mm  
 complete with o-ring  $\varnothing$  67 (3186014)  
 for Dishwasher hood type (ZANUSSI) ECOTEMP12  
 HT1000 - HT1200 - LS10 - LS14



ZANUSSI 049059

ZANUSSI 0L1772

ZANUSSI 049997

**3755964 HEATING ELEMENT 10500W 230V**  
 immersed length 380 mm  
 flange external  $\varnothing$  63 mm  
 with bulb sheath  
 complete with O-Ring  $\varnothing$  58 (3186013)  
 for Dishwasher conveyor type (ZANUSSI) RT10

**3755952 HEATING ELEMENT 12000W 220V**  
 immersed length 460 mm  
 flange external  $\varnothing$  72 mm.  
 with bulb sheath  
 complete with O-Ring  $\varnothing$  67 (3186014)  
 upon demand nut (3528003) and washer (3528004)  
 for Dishwasher conveyor type (ZANUSSI) RT190  
 RT270 - WTF3



ZANUSSI 0E5953

ZANUSSI 0L1852

ZANUSSI 0E5213

ZANUSSI 0K7530



Suitable for:

Suitable for:

## 3355289 HEATING ELEMENT 1375W 230V

width 370 mm  
height 170 mm  
for Dishwasher conveyor type (ZANUSSI) - Series RT  
Series WT



ZANUSSI 0E5126

ZANUSSI 0E5253

## 3186073 HEATING ELEMENT GASKET



ZANUSSI 0K7154

## 3755171 HEATING ELEMENT 17000W 230V

immersed depth 590 mm  
flange external  $\varnothing$  63 mm  
with bulb sheath  
complete with O-RING



ZANUSSI 0C5336

ZANUSSI 0F0095

ZANUSSI 058995

ZANUSSI 059003

## 3755572 BRACKET FOR HEATING ELEMENT

external  $\varnothing$  90 mm - internal  $\varnothing$  50 mm  
thickness 2.5 mm - distance between holes 63 mm



ZANUSSI 003362

ZANUSSI 065558

## 3186013 O-RING GASKET 06187 EPDM $\varnothing$ 58 mm

for Dishwasher (COMENDA) FC53 - FC533 - FC54  
FC543 - FC544  
for Dishwasher (FAGOR) FI-12D - FI-12S - FI-300  
FI-300B  
for Dishwasher (HOONVED) STS53 - STS60  
for Dishwasher hood type (ADLER) DS1200  
for Dishwasher hood type (BONNET) INO60  
for Dishwasher hood type (COLGED) L51  
for Dishwasher hood type (LINEA BLANCA) LC-3500  
LC-4000  
for Glasswasher/Cupwasher (FAGOR) CI-20 - CI-20D  
for Glasswasher/Cupwasher (HOONVED) STS43 - STS48



ZANUSSI 046213

ZANUSSI 067620

ZANUSSI 069456





Suitable for:

**3355018 HEATING ELEMENT 1800W 220V**  
immersed length 360x50 mm  
flange external dimensions 66x30 mm  
for Dishwasher (ZANUSSI) LS32 - LS4 - LS50



ZANUSSI 060715

**3186007 HEATING ELEMENT SHAFT GASKET**  
in rubber



ZANUSSI 060717

**3755273 HEATING ELEMENT 1800W 220V**  
submersed length 330 mm  
width 90 mm  
fittings  $\varnothing$  1/4"  
for Dishwasher (ZANUSSI) LS4 - LS510 - LS521



ZANUSSI 047507

**3355024 HEATING ELEMENT 3000W 220/380V**  
for wash tank and boiler  
immersed length 260 mm  
flange external  $\varnothing$  63 mm  
complete with o-ring  $\varnothing$  58 mm (3186013)



ZANUSSI 066109

Suitable for:

**3186008 HEATING ELEMENT GASKET**  
in rubber  
for Dishwasher (FAGOR) FI-300B - FI-300R - FI-650R  
for Dishwasher hood type (FAGOR) ECO-1200  
FI-1200 - FI-900  
for Glasswasher/Cupwasher (FAGOR) LVC-12 - LVC-15  
LVC-15D - LVC-21 - LVC-21B - LVC-21D - LVR-10  
LVR-14 - LVR-14D - LVR-20 - LVR-20B - LVR-20D



ZANUSSI 060716

**3355250 SHAFT FOR HEATING ELEMENT**



ZANUSSI 060718

**40E2326 HEATING ELEMENT 2000W 220V**  
immersed length 350 mm  
flange 60x26 mm with gasket



ZANUSSI 0E2326

**3186013 O-RING GASKET 06187 EPDM  $\varnothing$  58 mm**  
for Dishwasher (COMENDA) FC53 - FC533 - FC54  
FC543 - FC544  
for Dishwasher (FAGOR) FI-12D - FI-12S - FI-300  
FI-300B  
for Dishwasher (HOONVED) STS53 - STS60  
for Dishwasher hood type (ADLER) DS1200  
for Dishwasher hood type (BONNET) INO60  
for Dishwasher hood type (COLGED) L51  
for Dishwasher hood type (LINEA BLANCA) LC-3500  
LC-4000  
for Glasswasher/Cupwasher (FAGOR) CI-20 - CI-20D  
for Glasswasher/Cupwasher (HOONVED) STS43 - STS48



ZANUSSI 046213

ZANUSSI 067620

ZANUSSI 069456



Suitable for:

**3355022 HEATING ELEMENT 3000W 220V**  
 for wash tank and boiler  
 immersed length 380x65 mm  
 connections  $\varnothing$  14 mm  
 for Dishwasher conveyor type (ZANUSSI) - Series LN  
 Series LSE



ZANUSSI 067608

**3355033 HEATING ELEMENT 4200W 220/380V**  
 for tank and boiler  
 immersed length 335 mm  
 flange external  $\varnothing$  63 mm  
 with thermostat probe receptacle  
 with o-ring  
 upon request nut and washer  
 for Dishwasher hood type (ZANUSSI) LSE720



ZANUSSI 046622

ZANUSSI 046623

**3528004 HEXAGONAL SCREW WASHER M4 - 100 PCS**  
 $\varnothing$  7.7x4.4x0.5 mm  
 for Dishwasher (ZANUSSI) LS62/F



Suitable for:

**3355313 HEATING ELEMENT 3000W 230V**  
 length 355 mm  
 width 75 mm  
 flange 50x27 mm  
 for Dishwasher hood type (ZANUSSI) HT900 - LS9



ZANUSSI 0L1870

ZANUSSI 048491

**3528003 BRASS NUT M4 - 100 PIECES**  
 for Dishwasher (ZANUSSI) LS62/F



**3186013 O-RING GASKET 06187 EPDM  $\varnothing$  58 mm**  
 for Dishwasher (COMENDA) FC53 - FC533 - FC54  
 FC543 - FC544  
 for Dishwasher (FAGOR) FI-12D - FI-12S - FI-300  
 FI-300B  
 for Dishwasher (HOONVED) STS53 - STS60  
 for Dishwasher hood type (ADLER) DS1200  
 for Dishwasher hood type (BONNET) INO60  
 for Dishwasher hood type (COLGED) L51  
 for Dishwasher hood type (LINEA BLANCA) LC-3500  
 LC-4000  
 for Glasswasher/Cupwasher (FAGOR) CI-20 - CI-20D  
 for Glasswasher/Cupwasher (HOONVED) STS43 - STS48



ZANUSSI 046213

ZANUSSI 067620

ZANUSSI 069456



Suitable for:

Suitable for:

**3355025 HEATING ELEMENT 4500W 220/380V**  
 for wash tank and boiler  
 immersed length 395 mm  
 flange external  $\varnothing$  63 mm  
 complete with o-ring  $\varnothing$  58 mm (3186013)  
 for Dishwasher (ZANUSSI) LS360  
 for Dishwasher hood type (ZANUSSI) LS860

**3186013 O-RING GASKET 06187 EPDM  $\varnothing$  58 mm**  
 for Dishwasher (COMENDA) FC53 - FC533 - FC54  
 FC543 - FC544  
 for Dishwasher (FAGOR) FI-12D - FI-12S - FI-300  
 FI-300B  
 for Dishwasher (HOONVED) STS53 - STS60  
 for Dishwasher hood type (ADLER) DS1200  
 for Dishwasher hood type (BONNET) INO60  
 for Dishwasher hood type (COLGED) L51  
 for Dishwasher hood type (LINEA BLANCA) LC-3500  
 LC-4000  
 for Glasswasher/Cupwasher (FAGOR) CI-20 - CI-20D  
 for Glasswasher/Cupwasher (HOONVED) STS43 - STS48



ZANUSSI 002523

ZANUSSI 065557

ZANUSSI 046213

ZANUSSI 067620

ZANUSSI 069456

**3355292 HEATING ELEMENT 4500W 220/380V**  
 immersed length 320 mm  
 flange external  $\varnothing$  63 mm  
 with thermostat probe receptacle  
 complete with OR  $\varnothing$  58 (3186013)  
 for Dishwasher (UNIVERBAR) BRAMA - OMEGA - OMEGAD  
 for Dishwasher (ZANUSSI) LS4 - LS6  
 for Dishwasher hood type (ZANUSSI) LS8

**3186013 O-RING GASKET 06187 EPDM  $\varnothing$  58 mm**  
 for Dishwasher (COMENDA) FC53 - FC533 - FC54  
 FC543 - FC544  
 for Dishwasher (FAGOR) FI-12D - FI-12S - FI-300  
 FI-300B  
 for Dishwasher (HOONVED) STS53 - STS60  
 for Dishwasher hood type (ADLER) DS1200  
 for Dishwasher hood type (BONNET) INO60  
 for Dishwasher hood type (COLGED) L51  
 for Dishwasher hood type (LINEA BLANCA) LC-3500  
 LC-4000  
 for Glasswasher/Cupwasher (FAGOR) CI-20 - CI-20D  
 for Glasswasher/Cupwasher (HOONVED) STS43 - STS48



ZANUSSI 047847

ZANUSSI 046213

ZANUSSI 067620

ZANUSSI 069456

**3755211 HEATING ELEMENT 4500W 230V**  
 immersed length 320 mm  
 flange external  $\varnothing$  63 mm  
 with thermostat probe receptacle  
 with O-ring  
 for Dishwasher hood type (ZANUSSI) LSE720 - LS860

**3186013 O-RING GASKET 06187 EPDM  $\varnothing$  58 mm**  
 for Dishwasher (COMENDA) FC53 - FC533 - FC54  
 FC543 - FC544  
 for Dishwasher (FAGOR) FI-12D - FI-12S - FI-300  
 FI-300B  
 for Dishwasher (HOONVED) STS53 - STS60  
 for Dishwasher hood type (ADLER) DS1200  
 for Dishwasher hood type (BONNET) INO60  
 for Dishwasher hood type (COLGED) L51  
 for Dishwasher hood type (LINEA BLANCA) LC-3500  
 LC-4000  
 for Glasswasher/Cupwasher (FAGOR) CI-20 - CI-20D  
 for Glasswasher/Cupwasher (HOONVED) STS43 - STS48



ZANUSSI 046627

ZANUSSI 046213

ZANUSSI 067620

ZANUSSI 069456



Suitable for:

# ZANUSSI



Suitable for:

## 3755951 HEATING ELEMENT 4500W 230V

immersed length 265 mm  
flange  $\varnothing$  63 mm  
with O-Ring  $\varnothing$  58 (3186013)  
for Dishwasher (ZANUSSI) EUC1 - EUC3 - LS5 - WT4



ZANUSSI 0L2129

ZANUSSI 0L2652

ZANUSSI 049955

## 3355026 HEATING ELEMENT 6000W 220/380V

for wash tank and boiler  
immersed length 495 mm  
flange external  $\varnothing$  63 mm  
complete with o-ring  $\varnothing$  58 mm (3186013)



ZANUSSI 058012

ZANUSSI 066110

ZANUSSI 076035

## 3355046 HEATING ELEMENT 6000W 220/380V

immersed length 490 mm  
flange external  $\varnothing$  63 mm  
with thermostat probe receptacle  
with O-ring  
for Dishwasher conveyor type (ZANUSSI) CT92



ZANUSSI 051632

## 3186013 O-RING GASKET 06187 EPDM $\varnothing$ 58 mm

for Dishwasher (COMENDA) FC53 - FC533 - FC54  
FC543 - FC544  
for Dishwasher (FAGOR) FI-12D - FI-12S - FI-300  
FI-300B  
for Dishwasher (HOONVED) STS53 - STS60  
for Dishwasher hood type (ADLER) DS1200  
for Dishwasher hood type (BONNET) INO60  
for Dishwasher hood type (COLGED) L51  
for Dishwasher hood type (LINEA BLANCA) LC-3500  
LC-4000  
for Glasswasher/Cupwasher (FAGOR) CI-20 - CI-20D  
for Glasswasher/Cupwasher (HOONVED) STS43 - STS48



ZANUSSI 046213

ZANUSSI 067620

ZANUSSI 069456

## 3186013 O-RING GASKET 06187 EPDM $\varnothing$ 58 mm

for Dishwasher (COMENDA) FC53 - FC533 - FC54  
FC543 - FC544  
for Dishwasher (FAGOR) FI-12D - FI-12S - FI-300  
FI-300B  
for Dishwasher (HOONVED) STS53 - STS60  
for Dishwasher hood type (ADLER) DS1200  
for Dishwasher hood type (BONNET) INO60  
for Dishwasher hood type (COLGED) L51  
for Dishwasher hood type (LINEA BLANCA) LC-3500  
LC-4000  
for Glasswasher/Cupwasher (FAGOR) CI-20 - CI-20D  
for Glasswasher/Cupwasher (HOONVED) STS43 - STS48



ZANUSSI 046213

ZANUSSI 067620

ZANUSSI 069456

Suitable for:

**3355106 HEATING ELEMENT 6000W 230/400V**  
 for wash tank and boiler  
 immersed length 350 mm  
 flange external  $\varnothing$  72 mm  
 with thermostat probe receptacle  
 with O-ring  
 upon request nut and washer  
 for Dishwasher (ANGELO PO) AL75 - AL90 - AP9  
 for Dishwasher (ZANUSSI) LS62/F  
 for Dishwasher hood type (ANGELO PO) L100 - L80



ZANUSSI 049898

**3528004 HEXAGONAL SCREW WASHER M4 - 100 PCS**  
 $\varnothing$  7.7x4.4x0.5 mm  
 for Dishwasher (ZANUSSI) LS62/F



Suitable for:

**3528003 BRASS NUT M4 - 100 PIECES**  
 for Dishwasher (ZANUSSI) LS62/F



**3186014 O-RING GASKET 06225 EPDM  $\varnothing$  67 mm**  
 for Dishwasher (ZANUSSI) LS62/F



ZANUSSI 0E5037  
 ZANUSSI 049909

ZANUSSI 007029

ZANUSSI 047156

**3755963 HEATING ELEMENT 6000W 230V**  
 immersed length 300 mm  
 flange external  $\varnothing$  63 mm  
 complete with O-Ring  $\varnothing$  58 (3186013)  
 for Pan washing machine (ZANUSSI)



ZANUSSI 0L1878

ZANUSSI 049116

**3355307 HEATING ELEMENT 9000W 230V**  
 immersed length 440 mm  
 external flange 72 mm  
 complete with o-ring  $\varnothing$  67 (3186014)  
 upon request nut (3528003) and washer (3528004)  
 for Dishwasher conveyor type (ZANUSSI) - Series RT



ZANUSSI 0E5163

**3355670 FLANGE FOR HEATING ELEMENT**  
 external  $\varnothing$  100 mm - internal  $\varnothing$  57 mm - 5 holes  
 for Dishwasher conveyor type (ZANUSSI) - Series RT



ZANUSSI 0E5492



Suitable for:

**3755270 HEATING ELEMENT 9000W 230V**  
 submersed length 345 mm  
 flange external  $\varnothing$  72 mm  
 complete with O-ring  $\varnothing$  67 (3186014)  
 upon request nut (3528003) and washer (3528004)  
 for Dishwasher (ZANUSSI) LU7  
 for Dishwasher hood type (ZANUSSI) HT1200 - LS10E  
 LS14ROW - LS9 - WT55



ZANUSSI 0L1630

ZANUSSI 0L2653

ZANUSSI 049992

Suitable for:

**3355336 SILICONE HEATING ELEMENT 1000W 240V**  
 length 400 mm - width 290 mm  
 complete with thermostat 150°C automatic reset



ZANUSSI 032094

**3455336 TANK HEATING ELEMENT 3x5000W 230V**  
 immersed length 445 mm  
 flange  $\varnothing$  72 mm  
 with O-RING  $\varnothing$  67 (3186014)  
 for Dishwasher conveyor type (ZANUSSI) WTF2 - WTF3  
 WTF4



ZANUSSI 0K8505

**3455425 TANK HEATING ELEMENT 7500W 230V**  
 immersed length 325 mm  
 flange  $\varnothing$  72 mm  
 with O-Ring  $\varnothing$  67 (3186014)  
 with bulb sheath  
 for Warewasher (ZANUSSI) LV100M - LV200M



ZANUSSI 0H2277

## Hinges

**3053049 CLASP**  
 for Dishwasher (ZANUSSI) LS50 - LS51 - LS52



ZANUSSI 045446

**3053325 DOOR LEVER**  
 for Warewasher (ZANUSSI) - Series PW - Series WT



ZANUSSI 049731

**3250052 DOOR SPRING  $\varnothing$  16x186 mm**  
 for Glasswasher/Cupwasher (ZANUSSI) GW1 - LB1  
 WT1 - WT2 - Z1



ZANUSSI 049200

**3250068 DOOR SPRING  $\varnothing$  16x198 mm**  
 for Glasswasher/Cupwasher (ZANUSSI) GW2 - LB2 - Z2



ZANUSSI 049086



Suitable for:

Suitable for:

**3053324 DOOR TIE ROD  $\varnothing$  12x605 mm**  
for Warewasher (ZANUSSI) - Series PW - Series WT



ZANUSSI 049730

**3053210 DOOR TIE ROD 255 mm**  
for Dishwasher (ZANUSSI) C32 - C33 - C55 - FL32  
FL33 - FL5 - LS32 - LS33 - LS5 - LV32 - LV5  
WT302 - WT303 - WT4 - Z32



ZANUSSI 049282

**3053209 DOOR TIE ROD RETAINER**  
for Dishwasher (ZANUSSI) C32 - C33 - C55 - FL32  
FL33 - FL5 - LS32 - LS33 - LS5 - LV32 - LV5  
WT302 - WT303 - WT4 - Z32



ZANUSSI 049286

**1348817 STAINLESS STEEL CIRCLIP RA-4 UNI 7437**



ZANUSSI 049284

**3053021 LEFTHAND STEEL DOOR HINGE**  
for Dishwasher (ZANUSSI) LS50 - LS51 - LS52



ZANUSSI 045480

ZANUSSI 045483

**3398018 DOOR LOCKING PLATE 64x16 mm**  
for Dishwasher (ZANUSSI) C32 - C33 - C55 - FL32  
FL33 - FL5 - LS32 - LS33 - LS5 - LV32 - LV5  
WT302 - WT303 - WT4 - Z32



ZANUSSI 049285

**3528062 NUT FOR DOOR TIE ROD**  
for Dishwasher (ZANUSSI) C32 - C33 - C55 - FL32  
FL33 - FL5 - LS32 - LS33 - LS5 - LV32 - LV5  
WT302 - WT303 - WT4 - Z32



ZANUSSI 049372

**3053208 TIE ROD PIN**  
for Dishwasher (ZANUSSI) C32 - C33 - C55 - FL32  
FL33 - FL5 - LS32 - LS33 - LS5 - LV32 - LV5  
WT302 - WT303 - WT4 - Z32



ZANUSSI 049283



Suitable for:

**3053062 LEVER FOR LEFTHAND DOOR HINGE**  
for Dishwasher (ZANUSSI) ECOTEMP5 - LS62 - LS63  
LS64



ZANUSSI 0L0718

ZANUSSI 048814

Suitable for:

**3053063 BUSH FOR LEVER**  
for Dishwasher (ZANUSSI) ECOTEMP5 - LS62 - LS63  
LS64



ZANUSSI 048812

**3053064 RETURN SPRING FOR DOOR**  
for Dishwasher (ZANUSSI) ECOTEMP5 - LS62 - LS63  
LS64



ZANUSSI 048815

**3053061 LEVER FOR RIGHTHAND DOOR HINGE**  
for Dishwasher (ZANUSSI) ECOTEMP5 - LS62 - LS63  
LS64



ZANUSSI 0L0717

ZANUSSI 048813

**3053063 BUSH FOR LEVER**  
for Dishwasher (ZANUSSI) ECOTEMP5 - LS62 - LS63  
LS64



ZANUSSI 048812

**3053064 RETURN SPRING FOR DOOR**  
for Dishwasher (ZANUSSI) ECOTEMP5 - LS62 - LS63  
LS64



ZANUSSI 048815

**3053079 PIN FOR HINGE SPRING  $\varnothing$  11x280 mm**  
for Dishwasher (ZANUSSI) LS360 - LS365 - LS500



ZANUSSI 048581





Suitable for:

**3053130 RIGHTHAND HINGE**  
for Dishwasher (ZANUSSI) LS7



ZANUSSI 048582

Suitable for:

**3053133 LEFTHAND HINGE**  
for Dishwasher (ZANUSSI) LS7



ZANUSSI 048583

**3053058 RIGHTHAND/LEFTHAND DOOR HINGE**  
for Dishwasher (ZANUSSI) - Series LS



ZANUSSI 048161

**3053059 HINGE PIN**  
for Dishwasher (ZANUSSI) - Series LS



ZANUSSI 047478

**3053078 SAFETY PIN 95 mm**



ZANUSSI 048297

**3250047 SAFETY SPRING  $\varnothing$  9x26 mm**  
for LS8-LS10-HT1000-HT1200-HYDRA 1200-LS12-HT800-  
HYDRA 800-HYDRA 1000



ZANUSSI 048298

**3250048 SPRING FOR HOOD LIFTING**  
dimensions  $\varnothing$  39x495 mm  
for LS10-WT60-LS12-HT1000-HT1200-HYDRA 1000-  
HYDRA 1200-Z100-Z120



ZANUSSI 048258

**3053052 SPRING FOR LEFTHAND DOOR HINGE**  
for Dishwasher (ZANUSSI) LS360 - LS365 - LS500



ZANUSSI 046268

**3053053 SPRING FOR RIGHTHAND DOOR HINGE**  
for Dishwasher (ZANUSSI) LS360 - LS365 - LS500



ZANUSSI 046269



Suitable for:

## 3053240 TIE-ROD GUIDE PIN

for Warewasher (ZANUSSI) PW1 - PW100 - PW2 - PW200  
WT830



ZANUSSI 049685

Suitable for:

## 3053239 LEFT DOOR LOCK

for Warewasher (ZANUSSI) PW1 - PW100 - PW2 - PW200  
WT830



ZANUSSI 049711

## 3053241 RIGHT DOOR LOCK

for Warewasher (ZANUSSI) PW1 - PW100 - PW2 - PW200  
WT830



ZANUSSI 049693

## Hose reels

### 3359553 WALL MOUNTED WASHING UNIT MINIREEL

stainless steel case aisi 304  
with automatic retractor  
EPDM hose  $\varnothing$  13 mm  
pull-out hose length 1600 mm  
complete with shower ECO/F  
for mounting to any machine



ZANUSSI 0T1747

ZANUSSI 006696


### 3359610 BLACK SHOWER CASE ECO $\varnothing$ 1/2" M

with coupling 3/8" M x 1/2" M



ZANUSSI 003175

### 3359611 SPRAY CUP WITH FILTER





Suitable for:

Suitable for:

## Hose-end fittings

**3315023 Y-SHAPED FITTING**  
 fittings outer  $\varnothing$  14 mm  
 for Dishwasher (ZANUSSI) LS5 - LS6 - LS7  
 for Dishwasher hood type (ZANUSSI) LS14



ZANUSSI 0L0365

**3315106 3-WAY HOSE END RUBBER FITTING  $\varnothing$  10 mm**  
 for Dishwasher (DIHR) DS35 - DS37 - DS40  
 ELECTRON400 - ELECTRON400CLEAN - GASTRO450  
 GS37 - GS40 - G35 - LINEAR - TEKNO4  
 for Dishwasher (UNIVERBAR) SINCRO - SINCROD - TOP  
 for Dishwasher conveyor type (DIHR) BX300  
 for Glasswasher/Cupwasher (DIHR) DERBY - STAR  
 for Glasswasher/Cupwasher (UNIVERBAR) BET37  
 BET37D - BET40 - BET40D - MINIBET - MINIBETD  
 MIX



ZANUSSI 047431

**3315107 3-WAYS HOSE END RUBBER FITTING  $\varnothing$  12**



ZANUSSI 048195

## Inlet hoses

**3449007 ELBOW INLET HOSE 3/4" 150 cm**  
 rubber hose with textile reinforcement  
 external  $\varnothing$  20 mm  
 internal  $\varnothing$  13 mm  
 with elbow of thermoplastic material  
 metal ring nuts  $\varnothing$  3/4" F  
 max temperature 90°C  
 max pressure 15 bar




ZANUSSI 0S0153

ZANUSSI 047605

ZANUSSI 066463

**3449026 FLAT EPDM GASKET  $\varnothing$  24x12x2 mm**  
 for pipes  $\varnothing$  3/4"



ZANUSSI 046925

**3449025 INLET HOSE STAINLESS STEEL FILTER  $\varnothing$  3/4"**  
 for all models  
 for Dishwasher (MACH)





Suitable for:

**3449001 INLET ELBOW HOSE  $\varnothing$  3/4" FF 150 cm**  
 pipe  $\varnothing$  10x16 mm  
 nylon fittings  $\varnothing$  3/4" with gaskets  
 max temperature 90°C  
 max pressure 10 bar



ZANUSSI 0S0150

ZANUSSI 053789

Suitable for:

**3449026 FLAT EPDM GASKET  $\varnothing$  24x12x2 mm**  
 for pipes  $\varnothing$  3/4"



ZANUSSI 046925

**3449025 INLET HOSE STAINLESS STEEL FILTER  $\varnothing$  3/4"**  
 for all models  
 for Dishwasher (MACH)



**3449056 INLET ELBOW PIPE  $\varnothing$  3/4" FF 200 cm**  
 thermoplastic pipe  $\varnothing$  13x19 mm  
 brass fittings  $\varnothing$  3/4" with gaskets  
 max temperature 90°C  
 max pressure 10 bar  
 with WRAS approval



ZANUSSI 0L1887

ZANUSSI 048816

**3449034 INLET ELBOW PIPE  $\varnothing$  3/4" 150 cm**  
 made of EPDM covered in stainless steel  $\varnothing$  17x12 mm  
 elbow and ring nuts  $\varnothing$  3/4" F  
 max temperature 93°C  
 max pressure 20 bar  
 WRAS approved



ZANUSSI 0S0151

ZANUSSI 069571

**3449035 INLET ELBOW PIPE  $\varnothing$  3/4" 200 cm**  
 made of EPDM covered in stainless steel  $\varnothing$  17x12 mm  
 elbow and ring nuts  $\varnothing$  3/4" F  
 max temperature 93°C  
 max pressure 20 bar  
 WRAS approved



ZANUSSI 049540



Suitable for:

**3449003 STRAIGHT INLET HOSE  $\varnothing$  3/4" 150 cm**  
 rubber hose with textile reinforcement  
 external  $\varnothing$  20 mm  
 internal  $\varnothing$  13 mm  
 with metal ring nuts  $\varnothing$  3/4"F  
 max temperature 90°C  
 max pressure 15 bar



ZANUSSI 0S0152

ZANUSSI 060933

Suitable for:

**3449026 FLAT EPDM GASKET  $\varnothing$  24x12x2 mm**  
 for pipes  $\varnothing$  3/4"



ZANUSSI 046925

**3449025 INLET HOSE STAINLESS STEEL FILTER  $\varnothing$  3/4"**  
 for all models  
 for Dishwasher (MACH)



## Interference suppression filters

**3160099 INTERFERENCE SUPPRESSION FILTER 0,47 $\mu$ F**



ZANUSSI 046217

**3160394 TRAP FILTER RFI 230V**



ZANUSSI 046226

## Ironmongery (screws,nuts,washers)

**1349504 NUT FOR TAP  $\varnothing$  1/2"**



ZANUSSI 003035

**3528094 S.ST.SCREW T.E. M8x12 UNI 5739 DIN 24017**



ZANUSSI 0KE147

## Knobs

**3241200 KNOB  $\varnothing$  40 mm**  
 D shaft hole 6x4.6 mm  
 for Dishwasher (ZANUSSI) LS360 - LS4 - LS510  
 LS520 - LS521



ZANUSSI 047842

**3241201 ALLEN SCREW FOR KNOB M4X6**



ZANUSSI 046258

ZANUSSI 047846



Suitable for:

**3241202 KNOB  $\varnothing$  42 mm**  
D-shaped hole 4.6x6 mm  
for Dishwasher (ZANUSSI) LS360 - LS365



ZANUSSI 047693

Suitable for:

**3241201 ALLEN SCREW FOR KNOB M4X6**



ZANUSSI 046258

ZANUSSI 047846

**3241204 PROGRAM SWITCH KNOB  $\varnothing$  40 mm**  
D shaft hole 6x4.6 mm  
for Dishwasher (ZANUSSI) LS521



ZANUSSI 048153

## Lamps

**3221132 GREEN INDICATOR LAMP 230V**  
head  $\varnothing$  13.5 mm - hole  $\varnothing$  10 mm - 120°C  
universal application



ZANUSSI 004169

ZANUSSI 058544

**3221164 GREEN INDICATOR LAMP 230V**  
head  $\varnothing$  7 mm - hole  $\varnothing$  6 mm - 120°C  
dashboard mounting  
for Dishwasher (COLGED) E78



ZANUSSI 054150+054151

**3221045 GREEN LAMP CAP  $\varnothing$  7 mm**



ZANUSSI 054151

**3221034 GREEN INDICATOR LAMP 400V**  
head  $\varnothing$  13.5 mm - hole  $\varnothing$  10 mm - 120°C  
universal application



ZANUSSI 004157

**3221430 ORANGE INDICATOR LAMP 400V**  
head  $\varnothing$  15.5 mm - hole  $\varnothing$  10 mm  
universal application





Suitable for:

**3221035 RED INDICATOR LAMP 400V**  
head ø 13.5 mm - hole ø 10 mm - 120°C  
universal application



# ZANUSSI



Suitable for:

**3221008 GREEN LAMP RECEPTACLE**  
head ø 15 mm - hole ø 12.5 mm  
universal application



ZANUSSI 075096

**3221126 INDICATOR LAMP 24V**  
head ø 8 mm



ZANUSSI 075110

**3221097 NEUTRAL INDICATOR LAMP 220V**  
head ø 8 mm - 120°C



ZANUSSI 004895

ZANUSSI 046241

ZANUSSI 048488

ZANUSSI 048832

**3221098 GREEN LAMP RECEPTACLE**  
for DS11/13/101/103-CF35-CF40/235/1000-DL240-DS600



ZANUSSI 0HA054

**3221378 GREEN LAMP RECEPTACLE**  
for LO250



ZANUSSI 075605

**3221011 ORANGE INDICATOR LAMP 230V**  
head ø 13.5 mm - hole ø 10 mm - 120°C  
universal application



ZANUSSI 0A2225

**3221032 GREEN INDICATOR LAMP 230V**  
head ø 13.5 mm - hole ø 10 mm - 120°C  
universal application



ZANUSSI 0A2224

ZANUSSI 058544



Suitable for:

# ZANUSSI



**3221033 RED INDICATOR LAMP 230V**  
head  $\varnothing$  13.5 mm - hole  $\varnothing$  10 mm - 120°C  
universal application



ZANUSSI 0A2408

Suitable for:

**3221094 ORANGE INDICATOR LAMP 230V**  
head  $\varnothing$  14.5 mm - hole  $\varnothing$  11.5 mm - 120°C  
for C33-C44-C66-CW650-BD11/13/14/22-LP60/130-D30  
D40-D80F-D120



ZANUSSI 0H6618

**3221095 ORANGE INDICATOR LAMP 230V**  
head  $\varnothing$  13.5 mm - hole  $\varnothing$  10 mm - 120°C  
universal application



ZANUSSI 005215

ZANUSSI 058522

**3221007 ORANGE LAMP RECEPTACLE**  
head  $\varnothing$  15 mm - hole  $\varnothing$  12.5 mm  
universal application



ZANUSSI 075095

**3221126 INDICATOR LAMP 24V**  
head  $\varnothing$  8 mm



ZANUSSI 075110

**3221097 NEUTRAL INDICATOR LAMP 220V**  
head  $\varnothing$  8 mm - 120°C



ZANUSSI 004895

ZANUSSI 046241

ZANUSSI 048488

ZANUSSI 048832

**3221004 RED INDICATOR LAMP 220/380V**  
head 16x16 mm - hole  $\varnothing$  12 mm - 120°C  
universal application



ZANUSSI 053153

**3221005 GREEN INDICATOR LAMP 220/380V**  
head 16x16 mm - hole  $\varnothing$  12 mm - 120°C  
universal application



ZANUSSI 026456

ZANUSSI 053148

ZANUSSI 053154





Suitable for:

Suitable for:

**3221006 ORANGE INDICATOR LAMP 220/380V**  
head 16x16 mm - hole  $\varnothing$  12 mm - 120°C  
universal application



ZANUSSI 045272

ZANUSSI 053149

ZANUSSI 053155

**3221009 RED INDICATOR LAMP 220V**  
head 17x17 mm -  $\varnothing$  hole 13 mm - 120°C  
universal application



ZANUSSI 057294

**3221379 RED LAMP RECEPTACLE**  
for L0250



ZANUSSI 075604

**3221593 WHITE INDICATOR LIGHT 24V**  
hole  $\varnothing$  12 mm



ZANUSSI 0E5134

**3221380 WHITE LAMP RECEPTACLE**  
for L0250



ZANUSSI 075603

**3221605 YELLOW INDICATOR LIGHT 24V**  
hole  $\varnothing$  12 mm



ZANUSSI 0E5195

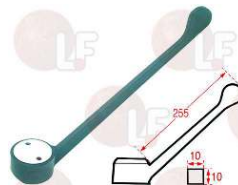
## Lever mixers

**3359178 SINGLE-HOLE LEVER MIXER**  
mounting hole  $\varnothing$  52 mm  
spout  $\varnothing$  20x300 mm



ZANUSSI 0S1244

**3359300 BLACK LEVER FOR MIXER**  
length 255 mm  
connection 10x10 mm





Suitable for:

**3359297 MIXER CARTRIDGE (BIG TYPE)**



**ZANUSSI**



Suitable for:

**3359252 SPOUT  $\varnothing$  20x320x200 mm**



**3359181 TWO-HOLE SINGLE LEVER MIXER**  
connections  $\varnothing$  3/4"MM  
distance between holes 155 mm  
spout 250 mm




ZANUSSI 0S1457

ZANUSSI 069965

ZANUSSI 850021

**3359298 MIXER CARTRIDGE (SMALL TYPE)**



ZANUSSI 0S1340

ZANUSSI 069958

**3359269 SPOUT 250 mm**



ZANUSSI 0S1404

ZANUSSI 069962

**3359443 TWO-HOLE SINGLE LEVER MIXER**  
spout 250 mm  
flow rate 22 L/min by 4 bar  
distance between holes 155 mm  
connections  $\varnothing$  3/4"MM  
mounting hole  $\varnothing$  27/28 mm



ZANUSSI 0S0341

**3359409 BLUE LEVER FOR MIXER**  
length 345 mm  
fitting 7x8 mm



**3359408 BLACK LEVER FOR MIXER**  
length 310 mm  
connection 7x8 mm



ZANUSSI 0S0343

**3359461 MIXER CARTRIDGE**



ZANUSSI 0S0346



Suitable for:

**3359823 SPOUT 250 mm**



ZANUSSI 0S0344

# ZANUSSI



Suitable for:

## Manifolds for dishwashers

**3061012 COMPLETE FILTER HOLDER MANIFOLD SET**  
for Dishwasher (ZANUSSI) LS62 - LS63 - LS64 - LS7  
for Dishwasher hood type (ZANUSSI) LS8



ZANUSSI 0L1629

ZANUSSI 048325

**3061015 CAP GASKET**  
for Dishwasher (ZANUSSI) LS62 - LS63 - LS64 - LS7  
for Dishwasher hood type (ZANUSSI) LS8



ZANUSSI 046595

**3061016 EPDM O-RING GASKET 04437**  
for Dishwasher (ZANUSSI) LS62 - LS63 - LS64 - LS7  
for Dishwasher hood type (ZANUSSI) LS8



ZANUSSI 048327

**3061017 UPPER RING NUT FOR MANIFOLD**  
for Dishwasher (ZANUSSI) LS62 - LS63 - LS64 - LS7  
for Dishwasher hood type (ZANUSSI) LS8



ZANUSSI 048326

**3061014 CAP FOR MANIFOLD**  
for Dishwasher (ZANUSSI) LS62 - LS63 - LS64 - LS7  
for Dishwasher hood type (ZANUSSI) LS8



ZANUSSI 046596

**3061020 CLAMP FOR MANIFOLD**  
for Dishwasher (ZANUSSI) LS63 - LS64



ZANUSSI 046878

**3786686 GASKET**



ZANUSSI 049828



Suitable for:

# ZANUSSI



Suitable for:

**3061019 DRAIN MANIFOLD KIT**  
 for Dishwasher (ZANUSSI) CRISTAL50 - CRISTAL51  
 CRISTAL52 - LS360 - LS4 - LS520 - LS54 - LS540  
 LS550



ZANUSSI 0L1638

ZANUSSI 047456

ZANUSSI 047457

**3061026 MANIFOLD OUTLET**



ZANUSSI 046594

**3061008 CAP GASKET**



ZANUSSI 046593

**3061007 O-RING 04362 EPDM**  
 for Dishwasher hood type (WINTERHALTER) GS502



ZANUSSI 045462

**3061013 WASH PUMP FILTER MANIFOLD**  
 for Dishwasher (ZANUSSI) LS505



ZANUSSI 047554

**3061014 CAP FOR MANIFOLD**  
 for Dishwasher (ZANUSSI) LS62 - LS63 - LS64 - LS7  
 for Dishwasher hood type (ZANUSSI) LS8



ZANUSSI 046596

**3061015 CAP GASKET**  
 for Dishwasher (ZANUSSI) LS62 - LS63 - LS64 - LS7  
 for Dishwasher hood type (ZANUSSI) LS8



ZANUSSI 046595

**3061011 O-RING SEAL 04375 EPDM**  
 for Dishwasher (ZANUSSI) CRYSTAL50 - CRYSTAL51  
 CRYSTAL52 - LS36 - LS4 - LS505 - LS510 - LS520  
 LS54



ZANUSSI 047458



# ZANUSSI



Suitable for:

**3061021 WASH PUMP FILTER MANIFOLD**  
for Dishwasher hood type (ZANUSSI) LS10 - LS12



ZANUSSI 048430

ZANUSSI 049600

**3061023 CAP GASKET**  
for Dishwasher (ZANUSSI)



ZANUSSI 048230


**3450032 DRAIN PIPE  $\varnothing$  38x2000 mm**  
muffs internal  $\varnothing$  31 and 40 mm  
max temperature 90°C



ZANUSSI 049748

Suitable for:

**3061022 CAP FOR MANIFOLD**  
for Dishwasher hood type (ZANUSSI) LS10 - LS12



ZANUSSI 048231

**3450031 DRAIN PIPE  $\varnothing$  38x1500 mm**  
muffs internal  $\varnothing$  31 and 40 mm  
max temperature 90°C



ZANUSSI 048818

ZANUSSI 049856

**3786181 O-RING 0150 EPDM**



ZANUSSI 048229

**3061025 WASH PUMP FILTER MANIFOLD**  
for Dishwasher hood type (ZANUSSI) LS1080 - LS860



ZANUSSI 046525

## Microswitches

**40E5835 ACTOVATOR FOR MICROSWITCH**  
for DISHWASHER RT10-RT180-Z18-WT90



ZANUSSI 0E5835

**3240605 DOOR MICROSWITCH M1AX20 10A 250V**



ZANUSSI 002785

ZANUSSI 046063



Suitable for:

# ZANUSSI



**3240465 LEVEL MICROSENSOR FOR BOILER**  
contact NA  
for Dishwasher hood type (ZANUSSI) LS10 - LS8



ZANUSSI 049309

ZANUSSI 049478

Suitable for:

**3240167 LEVER FOR MICROSWITCH**  
for Dishwasher (ZANUSSI) LS365 - LS367 - LS540  
LS541 - 5CF06B - 5CF09B



ZANUSSI 046279

**3240471 MAGNET FOR MICROSWITCH 23x16x18 mm**  
for Dishwasher conveyor type (ZANUSSI) - Series RT



ZANUSSI 0E0102

ZANUSSI 088361

**3240461 MAGNETIC MICRO SWITCH**  
bulb  $\varnothing$  6x30 mm - cable 350 mm.  
for Dishwasher (ZANUSSI)  
since 1/01/94  
till 1/01/94  
LS7 - WT40



ZANUSSI 048893

**3240467 MAGNETIC MICROSWITCH**  
for rinsing area  
1400 mm cable  
bulb  $\varnothing$  9x30 mm  
contacts normally closed  
for Dishwasher conveyor type (ZANUSSI) RT100  
RT140 - RT190



ZANUSSI 0E0006

ZANUSSI 0E2321

ZANUSSI 049970

**3240463 MAGNETIC MICROSWITCH  $\varnothing$  6x30 mm**  
0.01A 250V - contact NO  
with cable length 290 mm  
for Dishwasher (ZANUSSI) LS61 - LS62 - LS63 - LS64  
Z62 - Z63 - Z64  
for Dishwasher hood type (ZANUSSI) LS10 - LS8



ZANUSSI 048831

**3240464 MICROSWITCH MAGNET  $\varnothing$  6x29 mm**  
for Dishwasher hood type (ZANUSSI) HT1000 - HT1200  
HYDRA1000 - HYDRA1200 - LS10 - LS12 - LS8  
Z100 - Z120



ZANUSSI 048667



Suitable for:

**3240466 MAGNETIC MICROSWITCH  $\varnothing$  6x30 mm**  
 0.5A 250V - contact NO  
 with cable length 460 mm  
 for Dishwasher hood type (ZANUSSI) ECOTEMP12  
 HT1000 - HT1200 - HT800 - HYDRA1000  
 HYDRA1200 - HYDRA800 - LS10 - LS12 - LS8  
 for Glasswasher/Cupwasher (ZANUSSI) GW1 - GW2  
 LB1 - LB2 - WT1 - WT2 - Z1 - Z2



ZANUSSI 048268

ZANUSSI 048486

**3240462 MAGNETIC MICROSWITCH E5111B**  
 0.01A 250V - contact NO - head 32x13x8 mm  
 with cable length 290 mm  
 for Dishwasher (ZANUSSI) LS3 - LS6



ZANUSSI 049226

**3240469 MAGNETIC MICROSWITCH E7101B**  
 50VA 250V - NO contact - head 50x19 mm  
 for Dishwasher hood type (ZANUSSI) LS10 - LS12  
 WT60  
 for Pan washing machine (ZANUSSI)  
 since 1/01/99  
 till 1/01/99  
 PW1M - PW2M



ZANUSSI 049621

Suitable for:

**3240137 MAGNET PROTECTION**  
 for Dishwasher hood type (ZANUSSI) ECOTEMP12  
 HYDRA1000 - HYDRA1200 - LS10 - LS12



ZANUSSI 049535

**3240468 MAGNETIC MICROSWITCH E591-1U**  
 230V 3A 60W  
 1600 mm cable  
 for Dishwasher conveyor type (ZANUSSI) LN - RT10  
 RT100 - RT140 - RT190 - RT270



ZANUSSI 0E0003

ZANUSSI 049966

**3240148 MICROSWITCH MAGNET 63x19x11 mm**  
 for Dishwasher (ANGELO PO) F60P - F60PR - F60T  
 F80P - F80PR  
 for Dishwasher (SILANOS) N50 - N700  
 for Dishwasher (WHIRLPOOL) AGB648 - AGB650  
 AGB651 - AGB652 - AGB657 - AGB658 - AGB659  
 AGB660 - AGB663  
 for Dishwasher hood type (SILANOS) N1000  
 for Dishwasher hood type (ZANUSSI) LS10 - LS12  
 for Glasswasher/Cupwasher (SILANOS) N22 - R20  
 O20 - O30  
 for Glasswasher/Cupwasher (WHIRLPOOL) AGB641  
 AGB642 - AGB643 - AGB645 - AGB646 - AGB647  
 AGB782 - AGB783 - AGB784



ZANUSSI 049627



Suitable for:

# ZANUSSI



**3240098 MAGNETIC MICROSWITCH 36x26 mm**  
 cable length 2500 mm  
 for Dishwasher conveyor type (ZANUSSI) RT10



ZANUSSI 0E5854

ZANUSSI 049969

Suitable for:

**3240407 MECHANICAL MICROSWITCH KIT 16A 250V**  
 3 locking positions  
 the kit includes 5 levers:  
 lever 75 mm - lever 27 mm - lever 15 mm  
 lever 15 mm with wheels - lever 27 mm with wheels  
 for Dishwasher (DIHR) GASTRO450 - GASTRO500  
 GASTRO750 - GASTRO900 - GS100 - TEKNO4  
 for Dishwasher (KROMO) K40LUX - K60 - K70 - K80  
 for Dishwasher (OLIS) OLDS35 - OLDS37 - OLDS50  
 for Dishwasher (UNIVERBAR) BRAMA - CASTA - COSMO  
 LOGOS - LOGOSD - MIDI50 - MIDI50D - OMEGA  
 OMEGAD - SINCRO - SINCROD - TOP - UBF850/2R  
 for Dishwasher hood type (UNIVERBAR) COMPACT  
 for Glasswasher/Cupwasher (DIHR) DERBYCF  
 LINEARCF - LINEARLS - STARCF - STARLS  
 for Glasswasher/Cupwasher (UNIVERBAR) BET37



ZANUSSI 069484

**3803063 MICRO SWITCH WITH CABLE 1700 mm**  
 for Dishwasher conveyor type (ZANUSSI) D530 - D580  
 D680 - RT100 - RT140 - RT180 - RT190 - RT250  
 RT270 - RT340 - RT480  
 for Dishwasher hood type (ZANUSSI) D48 - D480  
 for Warewasher (ZANUSSI) D820 - D840



ZANUSSI 0E5185

ZANUSSI 0K7171

**3240927 MICRO SWITCH XGG2 88 S21 16A 250V**  
 lever with roller  $\varnothing$  4.8 mm  
 length 25.9 mm - 6.6 mm width



ZANUSSI

**3240410 MICRO SWITCH 16A 250V**  
 for ANGELO PO OLD OVENS FC-FCV  
 for ANGELO PO OVEN FC611G-FC611E-FC1011G-FC1011E  
 FC1211G-FC1211E  
 for ANGELO PO FRYER 030FE1-030FE1B-70FE  
 70FE1-70FE1B-70FES-70FES2-71FE-71FE2-71FE2B-30FES  
 30FES2-30FES2B-091FE28  
 for IMESA DRYER ES10-ES55-ES75  
 for IMESA WASHING MACHINE  
 LM30-LM40-LM55-LM70-LM85  
 RC30-RC40-RC55-RC70  
 for SIRMAN CUTTER C4-C6-C6VV-C9  
 for GRANDIMPIANTI DRYER EMS10-EMS15  
 for FAGOR CALENDER PE30/140-PE30/160-PE30/200  
 for FOINOX OVEN JO0611E-JO0611G-JO1011E-JO1011G  
 JO1021E-JO1021G-JO2011E-JO2011G-JO2021E-JO2021G  
 for IPSO CALENDER RI1600/30-RI1600/30AV



ZANUSSI

**3240449 BRACKET MICRO F300-45-55-65**







Suitable for:

**3240203 DOOR MICROSWITCH BUSHING**  
external  $\varnothing$  10x15 mm



**3240234 LIMIT SWITCH PIN**



**3250071 MICROSWITCH SPRING  $\varnothing$  13x25 mm**



**3240155 MICROSWITCH FR530A 3A 400V**  
for COLD ROOMS DOORS  
for Dishwasher conveyor type (ZANUSSI) CT140  
CT190 - CT192 - CT92  
for Dishwasher hood type (MARENO) MLC50 - MLC65



ZANUSSI 046884

**3240601 MICROSWITCH N16 250V**  
contact capacity 16A 250V  
for Dishwasher (ELETTROBAR) R509 - R511 - R651  
R704 - R706 - R708 - S641 - S643 - S651 - S653  
S654 - S655 - S815 - S830 - S835  
for Glasswasher/Cupwasher (BONNET) VR1000R  
VR1000RAD - VR1500C - VR1500CAD  
for Glasswasher/Cupwasher (ELETTROBAR) R501 - R503  
R505 - R507 - S621 - S623 - S624 - S626 - S631  
S633 - S634 - S636 - 44F  
for Glasswasher/Cupwasher (ZANUSSI) LTB12



## ZANUSSI



Suitable for:

**3240236 LIMIT SWITCH CONTROL**



**3240233 MICROSWITCH FITTING M16x1.5 mm**



**3240235 RING NUT M16x1.5 mm**



**3240206 PUSH ROD FOR MICRO**



ZANUSSI



Suitable for:

**3240144 MICROSWITCH S16 16A 250V**  
 for Dishwasher (ELFRAMO) D40 - D80  
 for Dishwasher (KOMEL) F94 - F98  
 for Glasswasher/Cupwasher (ELFRAMO) BD14  
 for Glasswasher/Cupwasher (KOMEL) F91



ZANUSSI 0W2466

Suitable for:

**3240406 MICROSWITCH 10A 250V**



ZANUSSI 0H6597

**3240472 MICROSWITCH 16(4)A/250V**  
 for Dishwasher hood type (ZANUSSI) LS1080



ZANUSSI 060722

**3240123 MICROSWITCH 16A 250V**



ZANUSSI 0KI505

**3240151 MICROSWITCH 16A 250V**  
 for ZANUSSI TRAINO RT  
 for BIANCHI LEVEL TANK  
 for Dishwasher (LASA) LS3 - LS30 - LS31 - LS35  
 for Dishwasher (MARENO) MLS30 - MLS31 - MLS35  
 for Dishwasher (ZANUSSI) CRYSTAL50 - CRYSTAL52  
 LS360 - LS4 - LS510 - LS520 - LS521 - LS540  
 for Dishwasher conveyor type (ZANUSSI) - Series RT



ZANUSSI 0E0209

ZANUSSI 004904

ZANUSSI 047485

**3240152 BUSHING FOR MICROSWITCH**  
 for Dishwasher (ZANUSSI) CRYSTAL50 - CRYSTAL52  
 LS360 - LS4 - LS510 - LS520 - LS521



ZANUSSI 047487

**3240473 GASKET FOR BUSHING**



ZANUSSI 047490

**3240153 ROD FOR MICROSWITCH**  
 for Dishwasher (ZANUSSI) CRYSTAL50 - CRYSTAL52  
 LS360 - LS4 - LS510 - LS520 - LS521



ZANUSSI 047488

**3240154 SPRING FOR MICROSWITCH ROD**  
 for Dishwasher (ZANUSSI) CRYSTAL50 - CRYSTAL52  
 LS360 - LS4 - LS510 - LS520 - LS521



ZANUSSI 047489

Suitable for:

Suitable for:

**3240332 MICROSWITCH 16A 250V**



ZANUSSI 0D6615

ZANUSSI 0KQ309

**3240820 MICROSWITCH 16A 250V**  
for Dishwasher (ZANUSSI) CF314 - LS500 - LS540



ZANUSSI 0KB678

ZANUSSI 046286

ZANUSSI 047485

**5035454 MICRO SUPPORT**  
for WASHING MACHINE LF25



**3240401 ACTUATOR FOR MICROSWITCH**  
for OVEN



ZANUSSI 054902

**3240166 MOUNTING PLATE FOR MICROSWITCH**  
external dimensions 46x26 mm  
for Dishwasher (ZANUSSI) LS365 - LS367 - LS540  
LS541



ZANUSSI 045404

ZANUSSI 45404

**3240156 MICROSWITCH 5A 250V**  
for Dishwasher conveyor type (ZANUSSI) CT140  
CT190 - CT192 - CT92  
for Warewasher (ZANUSSI) L0250 - L0480



ZANUSSI 046322

**3240177 LEVER FOR MICROSWITCH**  
for Dishwasher conveyor type (ZANUSSI) CT140  
CT190 - CT192 - CT90  
for Warewasher (ZANUSSI) L0250 - L0480



ZANUSSI 075626

**3240178 SPRING FOR LEVER**  
for Dishwasher conveyor type (ZANUSSI) CT140  
CT190 - CT192 - CT90  
for Warewasher (ZANUSSI) L0250 - L0480



ZANUSSI 075633



Suitable for:

# ZANUSSI



Suitable for:

**3240884 RECTANGULAR MAGNET 63x19x7 mm**  
 for Dishwasher (KRUPPS) KORAL500 - KORAL600  
 KORAL800  
 for Glasswasher/Cupwasher (KRUPPS) KORAL205  
 KORAL206 - KORAL207 - KORAL208 - KORAL209  
 KORAL210



ZANUSSI 0L2534

## Motors

**3240501 AXIAL VENTILATOR SUNON 120x120x38 mm**  
 ball bearings  
 22W 230V 50/60Hz 2850 Rpm  
 DP200A 2123XBT.GN



ZANUSSI 0C1478  
ZANUSSI 0E2261  
ZANUSSI 058855

ZANUSSI 0C4106  
ZANUSSI 002656

ZANUSSI 0C4423  
ZANUSSI 002690

**3340102 GEARMOTOR DP71 4-6 0.27/0.16Kw**  
 380/420V 50/60Hz  
 for Dishwasher conveyor type (ZANUSSI) RT190  
 RT270 - RT3400 - RT4800 - WT100 - WT150 - Z340  
 Z480



ZANUSSI 0E5352

**3340103 MOTOR AM90L BAG 1.7HP 230/400V**  
 shaft  $\varnothing$  24x50 mm - feather 8x40 mm  
 for Dishwasher conveyor type (ZANUSSI) WTM140ERA



ZANUSSI 0E5616

ZANUSSI 0E5798

**3240014 MOTOR F.604130 130W**



ZANUSSI 057497

**3340104 MOTOR FAN S2E200-CE31-10**  
 58W 230V 50/60Hz 2750 rpm  
 for Dishwasher conveyor type (ZANUSSI) D530ESD  
 D580ESD - D680ESD - FT36 - FT50 - FT72 - LN34  
 LN46 - LN72 - RT100 - RT140 - RT142 - RT1800  
 RT190 - RT2500 - RT270 - RT3400 - RT4800  
 WT100 - WT150 - WT190 - WT200 - WT270 - WT730  
 WT760 - WT790 - WT95



ZANUSSI 0K7494

**3340109 MOTOR K21R 71K4 0.4HP 230/400V**  
 shaft  $\varnothing$  14x30 mm - feather 5x15 mm  
 for Dishwasher conveyor type (ZANUSSI)



ZANUSSI 0K8531



Suitable for:

Suitable for:

**3340108 MOTOR LAFERT AM717 AA4 0.25/0.29Kw**  
220-240V/380-415V 50/60Hz  
shaft  $\varnothing$  14x30 mm - feather 5x20 mm  
for Dishwasher conveyor type (ZANUSSI)



ZANUSSI 0E5800

## Outlet siphons

**3395026 PIPE SIPHON  $\varnothing$  1"1/2**



ZANUSSI 069404

## Pegs

**3389005 CONVEYOR FINGER**  
for Dishwasher conveyor type (ZANUSSI) - Series FT  
Series WT



ZANUSSI 0K8238


**3389011 CONVEYOR FINGER**  
for Dishwasher conveyor type (ZANUSSI) RT100  
RT140 - RT190 - RT270



ZANUSSI 0E5007

ZANUSSI 0K8166

**3389010 CONVEYOR FINGER 71 mm**  
for corner conveyor  
for Dishwasher conveyor type (ZANUSSI) - Series RT



ZANUSSI 0E2896

ZANUSSI 0K8637

ZANUSSI 046842

**3389012 CONVEYOR FINGER FASTENING SCREW**  
 $\varnothing$  6 mm  
for Dishwasher conveyor type (ZANUSSI) - Series RT



ZANUSSI 0K8636

ZANUSSI 046843

**3389016 PIN GUIDE**  
for Dishwasher conveyor type (ZANUSSI) - Series RT



ZANUSSI 0E5006



Suitable for:

# ZANUSSI



Suitable for:

## Pre-rinse units

**3359028 BLUE SPRAY HEAD NEW TYPE  $\varnothing$  1/2" M**



ZANUSSI 069973

**3359209 SINGLE-HOLE MIXER**  
with pre-wash set  
mixer with basin connections  
with non-return valves  
connection  $\varnothing$  3/4" M



ZANUSSI 069570

ZANUSSI 069968

ZANUSSI 855315

**3359364 HOSE  $\varnothing$  1/2" Fx1/2" M 1200 mm**



**3359360 MIXER SPRAY HEAD  $\varnothing$  1/2" M**



ZANUSSI 0L0640

ZANUSSI 0S1075

ZANUSSI 069569

**3359029 SPRAY HEAD  $\varnothing$  1/2" M**



ZANUSSI 069973

**3359290 BLUE TAP KNOB**



**3359236 HOSE  $\varnothing$  1/2" FF 1200 mm**  
stainless steel 18/10 double braid  
with transparent PVC coating  
swivel nickel-plated brass coupling  $\varnothing$  1/2" F



ZANUSSI 0L0644

ZANUSSI 0S1094

ZANUSSI 069568

**3359237 SHOWER SPRING**



ZANUSSI 0S1086

ZANUSSI 069975

**1186316 EPDM FLAT GASKET  $\varnothing$  15x4x4 mm 60 SH**





Suitable for:

Suitable for:

### 3359347 STAINLESS STEEL HOSE $\varnothing$ 1/2" FF 100 cm

stainless steel 18/10 double braid  
nickel plated brass coupling  $\varnothing$  1/2"F



ZANUSSI 0D2999

### 3359271 TWO-HOLE SINGLE LEVER MIXER

with pre-wash unit  
with upstand single-lever mixer  
connections  $\varnothing$  3/4"MM  
distance between mounting holes 155 mm  
spout 280 mm



ZANUSSI 0S1461

ZANUSSI 069966

ZANUSSI 850011

### 3359236 HOSE $\varnothing$ 1/2" FF 1200 mm

stainless steel 18/10 double braid  
with transparent PVC coating  
swivel nickel-plated brass coupling  $\varnothing$  1/2"F



ZANUSSI 0L0644

ZANUSSI 0S1094

ZANUSSI 069568

### 3359360 MIXER SPRAY HEAD $\varnothing$ 1/2" M



ZANUSSI 0L0640

ZANUSSI 0S1075

ZANUSSI 069569

### 3359269 SPOUT 250 mm



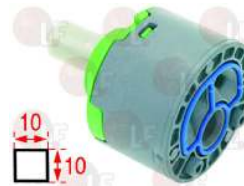
ZANUSSI 0S1404

ZANUSSI 069962

### 3359364 HOSE $\varnothing$ 1/2" Fx1/2" M 1200 mm



### 3359298 MIXER CARTRIDGE (SMALL TYPE)



ZANUSSI 0S1340

ZANUSSI 069958

### 3359237 SHOWER SPRING



ZANUSSI 0S1086

ZANUSSI 069975



Suitable for:

# ZANUSSI



**3359455 TWO-HOLE SINGLE LEVER MIXER**  
 with pre-wash unit  
 with upstanding single lever mixer  
 connections  $\varnothing$  3/4"MM  
 spout 250 mm  
 flow rate 22L/min by 4 bar  
 distance between holes 155 mm  
 mounting hole  $\varnothing$  27/28 mm



ZANUSSI 0S0105

**3359409 BLUE LEVER FOR MIXER**  
 length 345 mm  
 fitting 7x8 mm



**3359915 HANDLE 1/4 TURN FOR SWITCH**



**3359461 MIXER CARTRIDGE**



ZANUSSI 0S0346

**3359496 SHOWER UNIT FIXING BRACKET**  
 $\varnothing$  internal 20 mm



Suitable for:

**3359408 BLACK LEVER FOR MIXER**  
 length 310 mm  
 connection 7x8 mm



ZANUSSI 0S0343

**3359119 CONTROL SCREW 1/4 TURN**  
 for cold water



**3359465 HOSE  $\varnothing$  1/2" FF 1100 mm**



**3359237 SHOWER SPRING**



ZANUSSI 0S1086

ZANUSSI 069975

**3359823 SPOUT 250 mm**



ZANUSSI 0S0344





Suitable for:

**3359463 SPRAY HEAD  $\varnothing$  1/2" M**



**3359426 STAINLESS STEEL HOSE  $\varnothing$  1/2" FF 110 cm**  
for showers STAR  
stainless steel 18/10 double braid  
coated with transparent PVC  
nickel-plated brass coupling  $\varnothing$  1/2" F



# ZANUSSI



Suitable for:

**3359460 SPRAY HEAD LUXI  $\varnothing$  1/2" M WHITE**




**3359198 STEEL HOSE  $\varnothing$  1/2" FF 106cm**  
for shower units with hose spout



ZANUSSI 0KC217

ZANUSSI 0L0641

**3359605 WHITE SHOWER HEAD NEW  $\varnothing$  1/2" F**



ZANUSSI 003167

**3359606 WHITE SPRAY CUP WITH FILTER**



ZANUSSI 003164


## Pressure switches

**3320003 "Y" CONNECTOR**  
for fitting with two pressure switches



ZANUSSI 069195

**3320206 PRESSURE SWITCH SET 60-20/110-85**  
for LS5DI-LS521-LS521D-LD521F



ZANUSSI 048752

**3320025 PRESSURE SWITCH 105/60 mm 250V 16A**  
1 level  
max operating temperature 85°C  
for LS720-LS860-LS1020



ZANUSSI 046601

**3320093 PRESSURE SWITCH 110/55 mm 1 LEVEL**  
16(4)A/250V  
for LB1-LB2



ZANUSSI 049058



Suitable for:

**3320150 PRESSURE SWITCH 110/80 60/20 mm**  
for LS32-LS33



ZANUSSI 0L0508

ZANUSSI 049361

Suitable for:

**3320060 PRESSURE SWITCH 110/80-60/20 mm 250V 16A**  
2 levels  
max operating temperature 85°C  
for DISHWASHERS



ZANUSSI 048826

**3320016 PRESSURE SWITCH 130/240 mm 250V 16A**  
1 level  
max operating temperature 85°C  
for LS10-LS12



ZANUSSI 048267

**3320026 PRESSURE SWITCH 160/80 mm 250V 16A**  
1 level  
max operating temperature 85°C  
for LS75-LS95-CT92



ZANUSSI 046653

**3320094 PRESSURE SWITCH 165/135-110/55 mm**  
16(4)A/250V  
for LB1/WSWP-LB1/TOP-LB2/WP-LB2/TOP



ZANUSSI 049081

**3320043 PRESSURE SWITCH 180/310 mm**  
1 level  
16(4)A 250V  
for LO250E-LO480E



ZANUSSI 075660

**3320241 PRESSURE SWITCH 2 LEVELS**  
for DISHWASHER LS10/DP-LS12/DP



ZANUSSI 049142

**3320092 PRESSURE SWITCH 250/130 mm**  
16(4) 250V  
for LS10-LS12-WT60-PW1 (new versions)



ZANUSSI 049620

**3320095 PRESSURE SWITCH 40/15-55/35 mm**  
16(4)A/250V  
for CONVEYOR DISHWASHER series TR



ZANUSSI 0E0014  
ZANUSSI 0K8562

ZANUSSI 0E2501

ZANUSSI 0E3731

**3320029 PRESSURE SWITCH 40/20 mm 250V 16A**  
1 level  
max operating temperature 85°C  
for DISHWASHER



ZANUSSI 070324



Suitable for:

**3320091 PRESSURE SWITCH 46/26 mm 1 LEVEL**  
16(4)A/250V  
for BD11-13-22/B15/D30-40-80F



ZANUSSI 046503

Suitable for:

**3320022 PRESSURE SWITCH 50/10 mm 250V 16A**  
1 - level  
max operating temperature 85°C  
for DISHWASHER



ZANUSSI 046444

**3320019 PRESSURE SWITCH 55/35 mm 250V 16A**  
1 level  
max operating temperature 85°C  
for LTB11-LTB12-LTB22



ZANUSSI 069434

**3320023 PRESSURE SWITCH 60/20 mm 250V 16A**  
1 - level  
max operating temperature 85°C  
for LS4-LS8-LS32-LS36-LS45-LS54-LS360  
LS365-LS500-LS510-LS520-LS540-CRYSTAL51-CRYSTAL52  
for Dishwasher hood type (ELFRAMO) C66



ZANUSSI 046352  
ZANUSSI 049485

ZANUSSI 048723  
ZANUSSI 065545

ZANUSSI 049305

**3320242 PRESSURE SWITCH 60/20-110 15A 250V**  
for WASHER-EXTRACTOR LVA70-LVA100  
for DISHWASHER EUC1-EUC3-NUC1-NUC3-EUCAI



ZANUSSI 049881

**3320240 PRESSURE SWITCH 60/35**



ZANUSSI 0KZ786

## Probes

**3397110 BOILER TEMPERATURE PROBE**  
bulb  $\varnothing$  6x50 mm  
for LS5-LS6



ZANUSSI 049884

ZANUSSI 149884

**3444215 GLAND FOR THERMOSTAT 12x1**  
for Dishwasher (ZANUSSI) LS50 - LS500 - LS52  
LS540 - LS7  
for Dishwasher conveyor type (ZANUSSI) CT92  
for Dishwasher hood type (ZANUSSI) LS1080 - LS720  
LS8 - LS860



ZANUSSI 067899



Suitable for:

**3243139 O-RING 02025 EPDM**

for Dishwasher (BONNET) INO3F  
for Dishwasher (ZANUSSI) LS32 - LS360 - LS365  
LS500 - LS540 - LS7  
for Dishwasher conveyor type (ZANUSSI) CT92  
for Dishwasher hood type (ZANUSSI) LS1080 - LS720  
LS8 - LS860



ZANUSSI 067898

ZANUSSI 086109

# ZANUSSI



Suitable for:

## Pumps

**3122262 DRAIN ELECTRO-PUMP 30W 230V 50Hz**

inlet external  $\varnothing$  30 mm - outlet external  $\varnothing$  35 mm  
for Dishwasher (ZANUSSI) LS5 - LS63 - LS64



ZANUSSI 0L0692

ZANUSSI 048844

**3122412 PUMP HOUSING**

inlet external  $\varnothing$  30 mm - outlet external  $\varnothing$  35 mm



**3122260 DRAIN ELECTRO-PUMP 90W 240V 50Hz**

inlet external  $\varnothing$  25 mm - outlet external  $\varnothing$  23 mm  
for Dishwasher (ZANUSSI) CRYSTAL51 - CRYSTAL52  
CRYSTAL54 - LS36 - LS510 - LS520



ZANUSSI 046647

ZANUSSI 047562

**3122015 ELECTR.PUMP AP 05803SX 0.75HP 230V 50Hz**

inlet external  $\varnothing$  45 mm - outlet external  $\varnothing$  40 mm  
motor revolutions 2850 - flowrate 270 L/min  
0.75Hp 230V 4A - capacitor 16  $\mu$ f  
for old model SOLE  
for Dishwasher (ZANUSSI) LS360



ZANUSSI 046370

**3122524 GASKET FOR PUMP HOUSING**



ZANUSSI 048630

ZANUSSI 048984



Suitable for:

**3122530 LOWER IMPELLER  $\varnothing$  102 mm**



ZANUSSI 048982

ZANUSSI 049451

**3122569 PUMP HOUSING**  
inlet external  $\varnothing$  45 mm  
outlet external  $\varnothing$  42 mm



ZANUSSI 048981

**3122695 ELECTR.PUMP AP 42133DX 0.15HP 230V 50Hz**  
inlet external  $\varnothing$  28 mm - outlet external  $\varnothing$  28 mm  
for Dishwasher (ZANUSSI) LS6  
for Dishwasher hood type (ZANUSSI) LS9



ZANUSSI

**3122058 MECHANICAL SEAL  $\varnothing$  11mm INNER SURFACE 8mm**



**3122506 PUMP HOUSING**  
inlet external  $\varnothing$  28 mm  
outlet external  $\varnothing$  28 mm



# ZANUSSI



Suitable for:

**3122058 MECHANICAL SEAL  $\varnothing$  11mm INNER SURFACE 8mm**



**3122503 IMPELLER  $\varnothing$  72 mm**



**1186237 O-RING 03300 EPDM**  
for Glasswasher/Cupwasher (ELFRAMO) BD14 - B14  
B15





Suitable for:

# ZANUSSI



Suitable for:

**3122854 ELECTR.PUMP LGB ZFCI121DX 0.47HP**  
 inlet  $\varnothing$  28 mm - outlet  $\varnothing$  26 mm  
 0.47HP 220/240V 50Hz  
 for Glasswasher/Cupwasher (ZANUSSI) GW1 - GW2  
 LB1 - LB2 - WT1 - WT2 - Z1 - Z2



ZANUSSI 0L0571

**3122853 ELECTR.PUMP LGB ZF523VSX 1.34HP**  
 inlet  $\varnothing$  63 mm - outlet  $\varnothing$  48 mm  
 1.34HP 230/400V 50Hz  
 for Dishwasher hood type (ZANUSSI) HT1000 - HT1200  
 HT900 - LS10EA - LS14EA - LS9P - WT55 - WT60



ZANUSSI 0L0060

ZANUSSI 0L0564

**3122855 IMPELLER  $\varnothing$  110 mm**



ZANUSSI 0L0819

ZANUSSI 0L1978

**3122856 ELECTR.PUMP ZF340SX 0.94HP 230V 50Hz**  
 inlet  $\varnothing$  45 mm - outlet  $\varnothing$  38 mm  
 0.94HP 230V 50Hz  
 complete with bracket  
 for Dishwasher (ZANUSSI) LS3 - LS6 - LS61 - LS62  
 LS63 - LS64 - LS7  
 for Dishwasher hood type (ZANUSSI) LS8




ZANUSSI 0L0126

**3122362 ELECTR/PUMP FIR B257SX 1HP 220/240V**  
 inlet external  $\varnothing$  45 mm - outlet external  $\varnothing$  42 mm  
 motor revolutions 2800  
 1HP 220/240V 3.5A - capacitor 16  $\mu$ F  
 for Dishwasher (ZANUSSI) LS5 - LS6



ZANUSSI 049876

**3122297 GASKET 4247**





Suitable for:

**3122024 MECHANICAL SEAL  $\varnothing$  12mm INNER SURFACE 8mm**  
for Dishwasher (ELFRAMO)



ZANUSSI 048983

ZANUSSI 049171

# ZANUSSI



Suitable for:

**3122315 PUMP HOUSING**  
inlet external  $\varnothing$  45 mm  
outlet external  $\varnothing$  40 mm



**3122761 ELECTRIC PUMP FIR 1246 HP 0.1 230V 50HZ**  
inlet and outlet external  $\varnothing$  28 mm  
for Dishwasher conveyor type (WHIRLPOOL)  
for Dishwasher conveyor type (ZANUSSI) D530ESD  
D580ESD - D680ESD - RT100 - RT140 - RT190  
RT270



ZANUSSI 0K7482

**3122007 ELECTRIC PUMP GRE 604215**  
WITH TEFLON ROTATING MECHANICAL SEAL WITH BASIS  
OF ALUMINUM  
100W 230V 50Hz  
connections  $\varnothing$  24 mm  
for old models  
for Dishwasher (ADLER) CF50DP  
for Dishwasher (WHIRLPOOL) F360DP



ZANUSSI 0KM595

ZANUSSI 0U1035

**3122002 ELECTROPUMP ROTATING SEAL**  
outlet  $\varnothing$  24 mm  
ceramic part internal  $\varnothing$  10 mm  
part with spring internal  $\varnothing$  6 mm



**3122841 ELECTRIC PUMP LGB ZF522V SX 0.94HP**  
inlet external  $\varnothing$  62 mm - outlet external  $\varnothing$  50 mm  
motor revolutions 2800  
0.94HP 230V 50Hz - capacitor 16 $\mu$ f  
for Dishwasher (TEIKOS) TS983SP  
for Dishwasher hood type (TEIKOS) TS103



ZANUSSI 0L0092

**6926275 IMPELLER FOR PUMP ZF522  $\varnothing$  110 mm**





Suitable for:

**3122024 MECHANICAL SEAL  $\varnothing$  12mm INNER SURFACE 8mm**  
for Dishwasher (ELFRAMO)



ZANUSSI 048983

ZANUSSI 049171

# ZANUSSI



Suitable for:

**3122679 ELECTRO-PUMP AP C58711SX 1.5HP 220/380V**  
inlet external  $\varnothing$  70 mm - outlet external  $\varnothing$  62 mm  
1.5HP 220/380V 50Hz  
for Dishwasher hood type (ZANUSSI) LS1080 - LS860



ZANUSSI

**3122565 IMPELLER  $\varnothing$  110 mm**



**3122518 GASKET**



**3122024 MECHANICAL SEAL  $\varnothing$  12mm INNER SURFACE 8mm**  
for Dishwasher (ELFRAMO)



ZANUSSI 048983

ZANUSSI 049171

**3122532 ELECTRO-PUMP AP 1021SX 0.75HP 230V 50Hz**  
inlet external  $\varnothing$  45 mm - outlet external  $\varnothing$  40 mm  
motor revolutions 2850 - flowrate 320 L/min  
0.75Hp 230V 4A - capacitor 16  $\mu$ f  
for Pan washing machine (MACH) MLP60 - MLP60E



ZANUSSI

**3122024 MECHANICAL SEAL  $\varnothing$  12mm INNER SURFACE 8mm**  
for Dishwasher (ELFRAMO)



ZANUSSI 048983

ZANUSSI 049171

**3122524 GASKET FOR PUMP HOUSING**



ZANUSSI 048630

ZANUSSI 048984

**3122538 PUMP HOUSING**  
inlet external  $\varnothing$  45 mm  
outlet external  $\varnothing$  40 mm



ZANUSSI 049526





Suitable for:

**3122554 TOP IMPELLER ø 102 mm**



# ZANUSSI

Suitable for:



**3122537 ELECTRO-PUMP AP 1022SX 1.2HP 230V 50Hz**  
inlet external ø 45 mm - outlet external ø 40 mm  
motor revolutions 2850 - flowrate 400 L/min  
1.2Hp 230V 6A - capacitor 16 µf



ZANUSSI

**3122024 MECHANICAL SEAL ø 12mm INNER SURFACE 8mm**  
for Dishwasher (ELFRAMO)




ZANUSSI 048983

ZANUSSI 049171

**3122554 TOP IMPELLER ø 102 mm**



**3122524 GASKET FOR PUMP HOUSING**



ZANUSSI 048630

ZANUSSI 048984

**3122538 PUMP HOUSING**  
inlet external ø 45 mm  
outlet external ø 40 mm



ZANUSSI 049526

**3122558 ELECTRO-PUMP AP 2701SX 2HP 230/400V 50Hz**  
inlet external ø 72 mm - outlet external ø 61 mm  
motor revolutions 2800 - flowrate 500 L/min  
2HP 230/400V 50Hz 5.8/3.4A  
for Dishwasher hood type (ZANUSSI) HT1000 - HT1200  
HYDRA1000 - HYDRA1200 - LS10 - LS12



ZANUSSI

**3122518 GASKET**





Suitable for:

**3122565 IMPELLER ø 110 mm**



# ZANUSSI



Suitable for:

**3122024 MECHANICAL SEAL ø 12mm INNER SURFACE 8mm**  
for Dishwasher (ELFRAMO)



ZANUSSI 048983

ZANUSSI 049171

**3122311 ELECTRO-PUMP AP 3100SX 1HP 220/380V 50Hz**  
inlet external ø 45 mm - outlet external ø 40 mm  
motor revolutions 2830  
1HP 220/380V 50Hz 2.8/1.6A  
for Dishwasher (ZANUSSI) HYDRA700 - LS3 - LS6  
LS7 - WT30 - WT40  
for Dishwasher hood type (ZANUSSI) HYDRA800 - LS8



ZANUSSI 048304

**3122024 MECHANICAL SEAL ø 12mm INNER SURFACE 8mm**  
for Dishwasher (ELFRAMO)



ZANUSSI 048983

ZANUSSI 049171

**3122554 TOP IMPELLER ø 102 mm**



**3122524 GASKET FOR PUMP HOUSING**



ZANUSSI 048630

ZANUSSI 048984

**3122538 PUMP HOUSING**  
inlet external ø 45 mm  
outlet external ø 40 mm



ZANUSSI 049526

**3122310 ELECTRO-PUMP AP 5800SX 1HP 220/240V 50Hz**  
inlet external ø 45 mm - outlet external ø 40 mm  
motor revolutions 2850 - flowrate 340 L/min  
1HP 220/240V 50Hz 4.5A - capacitor 16 µf  
for Dishwasher (ZANUSSI) LS3 - LS6 - LS61 - LS62  
LS63 - LS64 - LS7 - WT30 - WT40 - WT50  
for Dishwasher hood type (ZANUSSI) LS8



ZANUSSI 048885

**3122524 GASKET FOR PUMP HOUSING**



ZANUSSI 048630

ZANUSSI 048984



Suitable for:

**3122024 MECHANICAL SEAL  $\varnothing$  12mm INNER SURFACE 8mm**  
for Dishwasher (ELFRAMO)



ZANUSSI 048983

ZANUSSI 049171

**3122554 TOP IMPELLER  $\varnothing$  102 mm**



# ZANUSSI



Suitable for:

**3122538 PUMP HOUSING**  
inlet external  $\varnothing$  45 mm  
outlet external  $\varnothing$  40 mm



ZANUSSI 049526

**3122678 ELECTRO-PUMP AP 59632SX 0.75HP 220/380V**  
inlet external  $\varnothing$  63 mm - outlet external  $\varnothing$  48 mm  
motor revolutions 2800  
0.75HP 220/380V 50Hz 2.5/1.45A  
for Dishwasher (ZANUSSI) LS540  
for Dishwasher hood type (THIRODE) VSL900  
VSL900P  
for Dishwasher hood type (ZANUSSI) LS720



ZANUSSI

**3122565 IMPELLER  $\varnothing$  110 mm**



**3122518 GASKET**



**3122024 MECHANICAL SEAL  $\varnothing$  12mm INNER SURFACE 8mm**  
for Dishwasher (ELFRAMO)



ZANUSSI 048983

ZANUSSI 049171

**3122517 PUMP HOUSING**  
inlet external  $\varnothing$  63 mm  
outlet external  $\varnothing$  50 mm





Suitable for:

Suitable for:

**3122391 ELECTRO-PUMP AP 6300DX 0.37HP 220/240V**  
 inlet external  $\varnothing$  32 mm - outlet external  $\varnothing$  32 mm  
 motor revolutions 2850  
 0.37HP 220/240V 50Hz - capacitor 6.3 $\mu$ f  
 for Glasswasher/Cupwasher (ZANUSSI) GW1 - GW2  
 LB1 - LB2 - WT1 - WT2 - Z1 - Z2

**3122286 IMPELLER  $\varnothing$  78 mm**



ZANUSSI 0L0406

ZANUSSI 049057

ZANUSSI 049187

**3122058 MECHANICAL SEAL  $\varnothing$  11mm INNER SURFACE 8mm**

**3122287 O-RING FOR PUMP HOUSING  $\varnothing$  81x2 mm**



**3122288 PUMP HOUSING**  
 inlet and outlet  $\varnothing$  32 mm

ZANUSSI 049188



ZANUSSI 049186

**3122185 ELECTRO-PUMP FIR 1204DX 2HP 240/415V**  
 inlet external  $\varnothing$  63 mm - outlet external  $\varnothing$  54 mm  
 motor revolutions 2800 - flowrate 500 L/min  
 2Hp 240/415V 50Hz 5.9/3.4A  
 for Dishwasher (BONNET) INO20  
 for Dishwasher conveyor type (COMENDA) - Series AC  
 Series ACS  
 for Dishwasher hood type (COMENDA) C140 - C33  
 C34  
 for Dishwasher hood type (DIHR) GASTRO1200 - G12S  
 for Dishwasher hood type (SILANOS) 1300  
 for Warewasher (COMENDA) GE100 - GE115 - GE60  
 GE65

**3122247 IMPELLER  $\varnothing$  116 mm**



ZANUSSI 0K7245

ZANUSSI 0K7250



Suitable for:

**3122024 MECHANICAL SEAL  $\varnothing$  12mm INNER SURFACE 8mm**  
for Dishwasher (ELFRAMO)



ZANUSSI 048983

ZANUSSI 049171

**3122026 PUMP HOUSING SEAL**



# ZANUSSI



Suitable for:

**3122047 PUMP HOUSING**  
inlet external  $\varnothing$  63 mm  
outlet external  $\varnothing$  54 mm



**3122028 ELECTRO-PUMP FIR 1211SX 0.75HP 220/415V**  
inlet external  $\varnothing$  63 mm - outlet external  $\varnothing$  48 mm  
motor revolutions 2800 - flowrate 360 L/min  
0.75HP 220/415V 50Hz 2.1/1.2A  
for Dishwasher (ZANUSSI) LS540  
for Dishwasher hood type (THIRODE) VSL900  
VSL900P  
for Dishwasher hood type (ZANUSSI) LS720



ZANUSSI 046346

ZANUSSI 047195

ZANUSSI 068710

**3122024 MECHANICAL SEAL  $\varnothing$  12mm INNER SURFACE 8mm**  
for Dishwasher (ELFRAMO)



ZANUSSI 048983

ZANUSSI 049171

**3122026 PUMP HOUSING SEAL**



**3122025 IMPELLER  $\varnothing$  103 mm**



ZANUSSI 048464

ZANUSSI 049174

ZANUSSI 069170

**3122027 PUMP HOUSING**  
inlet external  $\varnothing$  63 mm  
outlet external  $\varnothing$  48 mm



ZANUSSI 0L0305



Suitable for:

Suitable for:

**3122023 ELECTRO-PUMP FIR 1214SX 0.75HP 230/415V**  
 inlet external  $\varnothing$  63 mm - outlet external  $\varnothing$  48 mm  
 motor revolutions 2800 - flowrate 360 L/min  
 0.75HP 230/415V 50Hz 2.1/1.2A  
 for Dishwasher (ZANUSSI) LS540  
 for Dishwasher hood type (ZANUSSI) LS720



ZANUSSI 046574

**3122025 IMPELLER  $\varnothing$  103 mm**



ZANUSSI 048464

ZANUSSI 049174

ZANUSSI 069170

**3122024 MECHANICAL SEAL  $\varnothing$  12mm INNER SURFACE 8mm**  
 for Dishwasher (ELFRAMO)



ZANUSSI 048983

ZANUSSI 049171

**3122027 PUMP HOUSING**  
 inlet external  $\varnothing$  63 mm  
 outlet external  $\varnothing$  48 mm



ZANUSSI 0L0305

**3122026 PUMP HOUSING SEAL**



**3122765 ELECTRO-PUMP FIR 1293SX 0.75HP 230V 50Hz**  
 inlet external  $\varnothing$  63 mm outlet external  $\varnothing$  48 mm  
 for Dishwasher conveyor type (ZANUSSI) RT190  
 RT270



ZANUSSI 0L0581

**3122312 ELECTRO-PUMP FIR 2254/SSX 2HP 230/400V**  
 inlet external  $\varnothing$  69 mm - outlet external  $\varnothing$  61 mm  
 motor revolutions 2800 - flowrate 500 L/min  
 2HP 230/400V 50Hz 5.9/3.4A  
 for Dishwasher hood type (ZANUSSI) HT1000 - HT1200  
 HYDRA1000 - HYDRA1200 - LS10 - LS12



ZANUSSI 048216

**3315040 HOSE-END FITTING FOR ELECTRO-PUMP**



ZANUSSI 049561



Suitable for:

**3122035 IMPELLER ø 111 mm**  
altezza 35 mm



**3122314 PUMP HOUSING**  
inlet external ø 70 mm  
outlet external ø 61 mm



ZANUSSI 0L0496

**3122022 ELECTRO-PUMP FIR 2254SX 1.5HP 220/380V**  
inlet external ø 70 mm - outlet external ø 61 mm  
motor revolutions 2800 - flowrate 550 L/min  
1.5HP 220/380V 50Hz 4.8/2.8A  
for Dishwasher hood type (ZANUSSI) LS1080 - LS860



ZANUSSI 047708

**3122024 MECHANICAL SEAL ø 12mm INNER SURFACE 8mm**  
for Dishwasher (ELFRAMO)



ZANUSSI 048983

ZANUSSI 049171

**3122026 PUMP HOUSING SEAL**



# ZANUSSI



Suitable for:

**3122024 MECHANICAL SEAL ø 12mm INNER SURFACE 8mm**  
for Dishwasher (ELFRAMO)



ZANUSSI 048983

ZANUSSI 049171

**3122026 PUMP HOUSING SEAL**



**3122313 IMPELLER ø 100 mm**



ZANUSSI 048624

**3122314 PUMP HOUSING**  
inlet external ø 70 mm  
outlet external ø 61 mm



ZANUSSI 0L0496



Suitable for:

# ZANUSSI



**3122719 ELECTRO-PUMP FIR 2275SX 3.6HP 220/380V**  
 inlet external  $\varnothing$  63 mm - outlet external  $\varnothing$  63 mm  
 motor revolutions 2800  
 3.6HP 220/380V 50Hz 10/5.8A



ZANUSSI 049669

**3122660 PUMP CASE FIR 2274-2275**  
 inlet - outlet  $\varnothing$  63 mm



**3453026 ROTATING SEAL AND BACKING ELEMENT FIR**  
 for PUMPS 2275 and 2274



Suitable for:

**3122174 IMPELLER FOR PUMP FIR 2275 3.7HP  $\varnothing$  135mm**



ZANUSSI 0E1305

**3786468 PUMP GASKET FIR 2275 3.6HP**



ZANUSSI 049769

**3122316 ELECTRO-PUMP FIR 4213DX 0.37HP 220/240V**  
 inlet external  $\varnothing$  28 mm - outlet external  $\varnothing$  28 mm  
 motor revolutions 2800  
 0.37HP 220/240V 50Hz 1.5A - capacitor 6.3  $\mu$ F  
 for Dishwasher (ZANUSSI) LS6  
 for Dishwasher hood type (ZANUSSI) LS9



ZANUSSI 049310

**3122147 PUMP HOUSING**  
 inlet external  $\varnothing$  28 mm  
 outlet external  $\varnothing$  28 mm



**3122764 ELECTRO-PUMP FIR 4290 2HP 230/400 50HZ**  
 inlet and outlet external  $\varnothing$  63 mm  
 for Dishwasher conveyor type (ZANUSSI) RT100  
 RT140 - RT142 - RT190 - RT270



ZANUSSI 0E5355

ZANUSSI 0L0437

**3122762 ELECTRO-PUMP FIR 4290SX 2HP 230/400V**  
 inlet external  $\varnothing$  63 mm - outlet external  $\varnothing$  63 mm  
 motor revolutions 2800  
 for Dishwasher conveyor type (ZANUSSI) - Series RT



ZANUSSI 0L0039



Suitable for:

Suitable for:

**3122763 ELECTRO-PUMP FIR 5213DX 220/240V 50Hz**  
 inlet external  $\varnothing$  30 mm - outlet external  $\varnothing$  28 mm  
 motor revolutions 2800  
 for Dishwasher conveyor type (ZANUSSI) - Series RT  
 Series WT



ZANUSSI 0E2746

ZANUSSI 0L0149

**3122615 ELECTRO-PUMP OP T.30 0.40HP 220/240V**  
 inlet external  $\varnothing$  45 mm - outlet external  $\varnothing$  32 mm  
 overflow outlet 24 mm  
 2700 revolutions - flowrate 160 L/min  
 0,40HP 220/240V 50Hz - capacitor 8 $\mu$ f  
 for Glasswasher/Cupwasher (ELETTROBAR) S621 - S623  
 S624 - S626 - S631 - S633 - S634 - S636



ZANUSSI 069540

**3122616 IMPELLER  $\varnothing$  90 mm**



ZANUSSI 069545

**3122024 MECHANICAL SEAL  $\varnothing$  12mm INNER SURFACE 8mm**  
 for Dishwasher (ELFRAMO)



ZANUSSI 048983

ZANUSSI 049171

**3122365 O-RING 02475 EPDM**  
 for Dishwasher (ELFRAMO) D30 - D40 - D80 - ES400  
 MRS400 - SQT80 - SQ60 - SQ885  
 for Glasswasher/Cupwasher (ELFRAMO) SQ42 - SQ42E  
 SQ48 - SQ48E - SQ55



**3122153 ELECTRO-PUMP TM61E 0,45HP 220V**  
 for pressure boost  
 inlet  $\varnothing$  1" F - outlet  $\varnothing$  1" F  
 motor revolutions 2900 - flow rate 38 l/min  
 max pressure 6 ATM max temperature 90°C  
 0.45HP 220V 50Hz 2.3A - capacitor 10  $\mu$ f  
 for Dishwasher (OLIS) OLDS40 - OLDS50 - OLG540  
 OLG550 - OLG585  
 for Dishwasher hood type (DIHR) G12S  
 for Dishwasher hood type (KROMO) K100  
 for Dishwasher hood type (OLIS) OLG11S - OLHT11D  
 OLHT12



ZANUSSI 048437

ZANUSSI 048668

**3122158 COMPLETE ROTATING SEAL  $\varnothing$  21x12 mm**





Suitable for:

**3349039 FITTING  $\varnothing$  1"x 3/4"**



# ZANUSSI



Suitable for:

**3122396 IMPELLER  $\varnothing$  91 mm**



ZANUSSI 049525

**3122805 PRESSURE PUMP PS45DX 230V 50Hz**  
for Pan washing machine (MACH) MLP50 - MLP60  
MLP60E



ZANUSSI 049229

## Rating-plates

**3399076 CONTROL PANEL WT30 560 mm**  
for Dishwasher (ZANUSSI) LS62 - LS63 - LS64 - LS65  
WT32 - WT33 - WT34 - WT35



ZANUSSI 048905

**3399077 CONTROL PLATE LS3 IN ABS 560 mm**



ZANUSSI 049313

**3399020 CONTROL PLATE 308x158 mm**  
for Dishwasher hood type (ZANUSSI) LS8



ZANUSSI 048648

**3186468 CONTROL PANEL GASKET**



ZANUSSI 048274

**3399005 CONTROL PLATE 435x65 mm**  
for Glasswasher/Cupwasher (ZANUSSI) LB1 - LB2



ZANUSSI 049061

**3399018 CONTROL PLATE 560x75 mm**  
for Dishwasher (ZANUSSI) LS6 - LS60 - LS61 - LS62



ZANUSSI 048827

ZANUSSI 049128



Suitable for:

**3399016 CONTROL PLATE 590x70 mm**  
for Dishwasher (ZANUSSI) LS7



ZANUSSI 048339

Suitable for:

**3399017 CONTROL PLATE 590x70 mm**  
for Dishwasher (ZANUSSI) LS520




ZANUSSI 047545

ZANUSSI 047561

ZANUSSI 047633

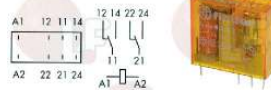
## Relays

**3351158 BASE UNDECAL ES11 10A 400V**  
11 poles



ZANUSSI 049236

**3351037 MINI RELAY 40.52 8A 230V 50/60Hz**  
2 switching contacts



ZANUSSI 0E5849

**3351020 POWER RELAY REP 200**  
16A 230V 50Hz  
2 contacts NO  
for LS-CF




ZANUSSI

**3351003 RELAY A9230AA 230V 16A**  
contacts 16A  
coil 250V  
for LS62 - LS63 - LS64




ZANUSSI 048888

**3351601 RELAY B1-3 16A 230V 50/60Hz**  
3 NO contacts




ZANUSSI 046380

**3351900 RELAY B2-3 250V 16A**  
tripolar changeover switch



ZANUSSI 046001

**3351005 RELAY 56.34 250V 12A**  
230V 50/60Hz  
tetrapolar change over switch  
for LS8 - LS10 - LS12



ZANUSSI 048611

**3351004 RELAY 56.32 12A 230V 50/60Hz**  
2 switching contacts  
for ZANUSSI DISHWASHER LS7-LV70-Z70-LB1-LB2  
for LINEA BLANCA DISHWASHER LC80-LC140-LC1000  
LC1500-LC1700-LC2000-LC2300-LC2300TR-LC2600-LC2800  
LC3800-LC4200  
for NUOVA SIMONELLI SUPERAUTOMATIC MASTER



ZANUSSI 048438



Suitable for:

**3351901 RELAY 60.62 10A 230V 50/60Hz**  
2 switching contacts




ZANUSSI 0D0013  
ZANUSSI 083215

ZANUSSI 058857

ZANUSSI 069882

Suitable for:

**3351605 RELAY 60.63 10A 230V 50/60Hz**  
3 switching contacts  
for CIMBALI JUNIOR



ZANUSSI 056446  
ZANUSSI 085296

ZANUSSI 056466  
ZANUSSI 086214


ZANUSSI 056510

**3351021 RELAY 62.82 16A 230V 50/60Hz**  
2 switching contacts



ZANUSSI 0PE302

**3351008 RELAY 62.83 16A 230V 50/60Hz**  
3 switching contacts  
for CIMBALI MAGNUM-SPECIAL-6/S-6/SNEW  
for FAEMA MD3000  
for SILANOS 030A-N50/90/700-E1000



ZANUSSI 0A9596  
ZANUSSI 088197

ZANUSSI 005033

ZANUSSI 005034

**3351602 RELAY 65.31 30A 250V**  
1 cut-off contact  
coil 230V 50/60Hz



ZANUSSI 085647

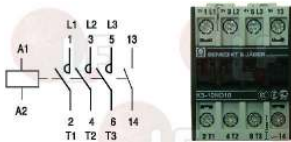
**3351010 3 CONTACTS 24V RELAY**  
for series RT



ZANUSSI 0E5170

## Remote control switches

**3454068 CONTACTOR BENEDIKT/JAGER K3-10ND10**  
10A 400V 4Kw  
coil 220/240V 50/60Hz  
3 normally open contacts  
1 normally open auxiliary contact  
for Dishwasher (ZANUSSI)



ZANUSSI 082986

ZANUSSI 088477

**3446510 CONTACTOR BENEDIKT/JAGER K3-14A1024**  
coil 14A 24V 50/60Hz 5.5Kw  
3 normally open contacts  
1 normally open auxiliary contact



ZANUSSI 0E0020

ZANUSSI 0L0360

ZANUSSI 046994



Suitable for:

Suitable for:

## 3454001 CONTACTOR K3-10A01 220/240V 25A

3 NO contacts  
1 NC contact



ZANUSSI 0E3757


ZANUSSI 0L0285

ZANUSSI 047048

ZANUSSI 048825

## 3446561 CONTACTOR LOVATO BF0910A

9A 400V 4.2Kw  
coil 230V 50/60Hz  
3 normally open contacts  
for Dishwasher (ADLER) DS400 - DS410 - DS600  
for Dishwasher (WHIRLPOOL) F650  
for Glasswasher/Cupwasher (WHIRLPOOL) F400 - F410



ZANUSSI 003027

ZANUSSI 004206

## 3446552 CONTACTOR LOVATO BG0610A

coil 6A 230V 50/60Hz 2.2Kw  
3 normally open contacts  
1 normally open auxiliary contact  
for Glasswasher/Cupwasher (ADLER) CF40 - COMPACT  
for Glasswasher/Cupwasher (WHIRLPOOL) F30 - F41



ZANUSSI 086215

## 3446556 CONTACTOR LOVATO BG0910A

coil 9A 230V 50/60Hz 4Kw  
3 normally open contacts  
1 normally open auxiliary contact  
for Dishwasher (MACH) MGL500 - MS350 - MS351  
MS400B - MS400T - MS450 - MS451 - MS453  
MS500B - MS800  
for Dishwasher conveyor type (SILANOS) T1650  
T2000  
for Dishwasher conveyor type (WHIRLPOOL) AGB676  
AGB678 - AGB682  
for Dishwasher hood type (MACH) MS1100 - MS1300  
MS900  
for Dishwasher hood type (SILANOS) E1000 - N1000  
for Dishwasher hood type (WHIRLPOOL) AGB664  
AGB668 - AGB669 - AGB671



ZANUSSI 048519

ZANUSSI 075796

## 5009239 CONTACTOR SCHNEIDER LC1K0910P7

9A 4Kw coil 220V 50/60Hz  
3 normally open contacts  
1 normally open auxiliary contact  
for Dishwasher (LINEA BLANCA) LC-1500 - LC-1700  
LC-2000 - LC-2300 - LC-2300TR - LC-2600  
LC-2800  
for Glasswasher/Cupwasher (LINEA BLANCA) LC-1000  
LC-140 - LC-80



ZANUSSI 0KQ438



Suitable for:

# ZANUSSI



Suitable for:

## Rinse aid containers and accessories

**3066001 RINSE AID CONTAINER**  
for Dishwasher (ZANUSSI) LS3 - LS5DS - LS510  
LS520 - LS521 - LS61 - LS62 - LS63 - LS64  
LV62 - LV63 - LV64



ZANUSSI 047549

**3066003 CONTAINER FRONT COVER**  
for Dishwasher (ZANUSSI) LS3 - LS5DS - LS510  
LS520 - LS521 - LS61 - LS62 - LS63 - LS64  
LV62 - LV63 - LV64



ZANUSSI 047547

**3066002 CONTAINER LID**  
for Dishwasher (ZANUSSI) LS3 - LS5DS - LS510  
LS520 - LS521 - LS61 - LS62 - LS63 - LS64  
LV62 - LV63 - LV64



ZANUSSI 047551

**3066006 GASKET FOR TRAY**  
for Dishwasher (ZANUSSI) LS3 - LS5DS - LS510  
LS520 - LS521 - LS61 - LS62 - LS63 - LS64  
LV62 - LV63 - LV64



ZANUSSI 030186

**3528040 NUT**  
for Dishwasher (ZANUSSI) LS3 - LS5DS - LS510  
LS520 - LS521 - LS61 - LS62 - LS63 - LS64  
LV62 - LV63 - LV64



ZANUSSI 047550

**3066005 RINSE AID INLET TUBE**  
for Dishwasher (ZANUSSI) LS3 - LS5DS - LS510  
LS520 - LS521 - LS61 - LS62 - LS63 - LS64  
LV62 - LV63 - LV64



ZANUSSI 047552

**3066004 RINSE AID PIPE**  
for Dishwasher (ZANUSSI) LS3 - LS5DS - LS510  
LS520 - LS521 - LS61 - LS62 - LS63 - LS64  
LV62 - LV63 - LV64



ZANUSSI 047548

**3066049 RINSE AID CONTAINER**  
for Glasswasher/Cupwasher (ZANUSSI) LB1 - LB2



ZANUSSI 049024

**3786684 GASKET Ø 3/4"**



ZANUSSI 049201



Suitable for:

**3066050 HOSE END FOR CONTAINER  $\varnothing$  3/8"**  
for Glasswasher/Cupwasher (ZANUSSI) LB1 - LB2



ZANUSSI 049026

Suitable for:

**3066051 RINSE AID CONTAINER**  
for Dishwasher (ZANUSSI) LS32 - LS33 - LS5



ZANUSSI 049975

**3066602 RINSE AID CONTAINER ASSEMBLY**  
FRONT mounting  
with various connectors



ZANUSSI 069647

## Rinse aid pumps and accessories

**3090300 DETERGENT PERISTALTIC PUMP PG-3**  
fixed flowrate: 3 L/h  
santoprene tube  
3W 230V 50Hz  
complete with assembly kit



ZANUSSI 050705


ZANUSSI 049624

**3090351 SANTOPRENE DIAPHRAGM-TUBE**  
with connections



ZANUSSI 049419

**3090154 FOOT FILTER WITH 4 m PVC PIPE**



ZANUSSI 049359

**3090203 GREY HOSE 2660 mm**  
external  $\varnothing$  6 mm - internal  $\varnothing$  4 mm



ZANUSSI 0L1163



Suitable for:

Suitable for:

**3090022 HYDRAULIC RINSE AID INJECTOR MODEL 1000**  
 for rinse aid  
 delivery connector for boiler, olive connection,  
 pipe  $\varnothing$  4x6 mm  
 stainless steel ball  
 stainless steel spring for diaphragm, wire  $\varnothing$  1 mm  
 silicon valve  
 silicon diaphragm  
 pump connection fitting, olive connection,  
 pipe  $\varnothing$  6x8 mm  
 inlet fitting with connection  
 for flexible pipe  $\varnothing$  4x6 mm  
 for Dishwasher (WHIRLPOOL) F650  
 for Glasswasher/Cupwasher (WHIRLPOOL) D110 - D111  
 D210 - D211 - D310 - D311 - F300 - F312 - F35  
 F40 - F400 - F41 - F410

**3090055 DIAPHRAGM MOD. DA 1011**



ZANUSSI

ZANUSSI

**3090221 SILICONE VALVE F/DISPENSER MOD.1000**



**3090025 HYDRAULIC RINSE AID INJECTOR MODEL 1000**  
 for rinse aid  
 delivery connector for boiler, olive connection,  
 pipe  $\varnothing$  4x6 mm  
 teflon ball  
 stainless steel spring for diaphragm, wire  $\varnothing$  1 mm  
 silicon valve  
 silicon diaphragm  
 pump connection fitting, olive connection,  
 pipe  $\varnothing$  6x8 mm  
 inlet fitting with connection  
 for flexible pipe  $\varnothing$  4x6 mm

**3090055 DIAPHRAGM MOD. DA 1011**



ZANUSSI 0HA055

ZANUSSI

**3090221 SILICONE VALVE F/DISPENSER MOD.1000**







Suitable for:

Suitable for:

## 3090016 HYDRAULIC RINSE AID INJECTOR MODEL 3000

for rinse aid  
with inspectionable filter  
for Dishwasher (ADLER) DS400 - DS410 - DS600  
for Dishwasher (WHIRLPOOL) F650  
for Glasswasher/Cupwasher (ADLER) CF35 - CF40  
DSF101 - DSF103 - DS101 - DS103 - DS201  
DS203  
for Glasswasher/Cupwasher (NOSEM) NA400  
for Glasswasher/Cupwasher (WHIRLPOOL) D110 - D111  
D210 - D211 - D310 - D311 - F300 - F312 - F35  
F40 - F400 - F41 - F410



ZANUSSI 0HA056

## 3090017 INLET FILTER MODEL 3000



## 3090018 T-FITTING BLACK



## 3090356 NON-RETURN VALVE AISI 316 STAINL.STEEL

stainless steel aisi 316  
for rinse aid injection 1/8" G.M.  
(FPM valve)



ZANUSSI 049358

## 3090056 DIAPHRAGM MOD. DA 3010



## 3090003 INLET VALVE FOR RINSE AID INJECTOR

for Dishwasher (BONNET) IN08  
for Dishwasher (COMENDA) F20 - F45  
for Dishwasher (JEMI) GS-8/2 - GS-8/2D - GS-9/2  
GS-9/2D  
for Dishwasher hood type (JEMI) GS-100 - GS-83  
for Glasswasher/Cupwasher (BONNET) IN07F - VR1000R  
for Glasswasher/Cupwasher (COMENDA) B11T  
for Glasswasher/Cupwasher (ELETTROBAR) S621 - S636






Suitable for:

# ZANUSSI



**3090029 PERISTALTIC DETERGENT PUMP G200 230V50Hz**  
 detergent flow rate 0.777 gr per second  
 max flow rate 2 l/hour (equivalent to 2000 cm3)  
 for DISHWASHER (500 DISHES PER HOUR)



ZANUSSI 0U1032

**3090033 FOOT VALVE WITH NON RETURN**  
 with filter and STAINLESS steel ring



**3090018 T-FITTING BLACK**



**3090301 PERISTALTIC DETERGENT PUMP PG-0.4**  
 fixed flow rate: 0.4 l per h  
 pressure: 3 bar  
 sekob Brill pipe  
 230V 50Hz  
 complete with mounting kit



ZANUSSI 0L0697

ZANUSSI 049625

ZANUSSI 0S0704

ZANUSSI 049311

ZANUSSI 049418

**3090032 ELBOW FOR TANK INLET**  
 complete  
 for Dishwasher (ELFRAMO) D30 - D40 - D80  
 for Dishwasher hood type (ELFRAMO) C44 - C66  
 for Dishwasher hood type (KOMEL) K8044 - K8066  
 for Glasswasher/Cupwasher (ELFRAMO) BD14 - B11  
 B14 - B15  
 for Pan washing machine (ELFRAMO) LP60 - LP70



**3090017 INLET FILTER MODEL 3000**



**3090057 THERMOPLASTIC PIPE 5x8 mm 55SH**  
 replacement for pumps G200-G250-G252-G40-D25-G8  
 G82-G15-G40-G40D-G50D-G600  
 complete with connectors new version



**3090350 SEKOBRILL PIPE**





Suitable for:

### 3090303 PERISTALTIC DETERGENT PUMP PR-4

fixed flow rate: 0.6÷4 l per h  
pressure: 0.1 bar  
santoprene pipe  
230V 50Hz  
complete with mounting kit



ZANUSSI 0S0669

Suitable for:

### 3090351 SANTOPRENE DIAPHRAGM-TUBE

with connections



ZANUSSI 049419

### 3090019 RINSE AID DISPENSER N6 E 05 G4G4

with EPDM diaphragm  
minimum pressure 0.5 bar  
inlet side 4 mm hose fitting  
outlet side 4 mm hose fitting



ZANUSSI 048496

### 3090084 RINSE AID DISPENSER N6 W4W4

with EPDM diaphragm  
minimum pressure 0,5 bar  
inlet side hose fitting 4 mm  
pressure side hose fitting 4 mm



ZANUSSI

### 3090130 RINSE AID HYDRAULIC DISPENSER

setting from 0 to 3 cm<sup>3</sup>/cycle



ZANUSSI 0L0094

ZANUSSI 048715

ZANUSSI 049484

### 3090038 RINSE AID INJECTOR DB2

power supply 220/240V 50Hz  
screw for flow rate regulation  
for Dishwasher (BONNET) INO8  
for Dishwasher (THIRODE) LT1000 - LT140 - LT1500  
LT90 - VSL450 - VSL650 - VSL800  
for Dishwasher hood type (THIRODE) VSL900  
for Glasswasher/Cupwasher (BONNET) INO7F - VR1000R  
for Glasswasher/Cupwasher (ELETTROBAR) S621 - S636  
for Glasswasher/Cupwasher (SAN MARCO) PROTOS  
ROTOR



ZANUSSI 069921

### 3090039 COIL 220/240V 50Hz

for Dishwasher (BONNET) INO8  
for Dishwasher (THIRODE) LT1000 - LT140 - LT1500  
LT90 - VSL450 - VSL650 - VSL800  
for Dishwasher hood type (THIRODE) VSL900  
for Glasswasher/Cupwasher (BONNET) INO7F - VR1000R  
for Glasswasher/Cupwasher (ELETTROBAR) S621 - S636  
for Glasswasher/Cupwasher (SAN MARCO) PROTOS  
ROTOR



ZANUSSI



Suitable for:

# ZANUSSI



Suitable for:

## 3090003 INLET VALVE FOR RINSE AID INJECTOR

for Dishwasher (BONNET) IN08  
 for Dishwasher (COMENDA) F20 - F45  
 for Dishwasher (JEMI) GS-8/2 - GS-8/2D - GS-9/2  
 GS-9/2D  
 for Dishwasher hood type (JEMI) GS-100 - GS-83  
 for Glasswasher/Cupwasher (BONNET) IN07F - VR1000R  
 for Glasswasher/Cupwasher (COMENDA) B11T  
 for Glasswasher/Cupwasher (ELETTROBAR) S621 - S636



## 3090190 WASHING PRODUCT DISPENSER

mod. RS20RNIP - Ext.size. 160 x 80 x 85 mm  
 220/240 V - 50 Hz  
 flowrate 0.28L /hour - 2.80L/hour



## 3090196 NORPRENE PIPE



ZANUSSI

## Rotary switches

## 3057050 CONNECTING BRACKET

connecting thermostat and switch



ZANUSSI 0A2205

ZANUSSI 0KT779

ZANUSSI 006712

ZANUSSI 054376

## 3059055 CYCLE SELECTOR SWITCH

D spindle  $\varnothing$  6x4.6 mm  
 for Dishwasher (ZANUSSI) LS60 - LS61 - LS62 - LS63  
 LS64



ZANUSSI 048829

## 3241205 KNOB $\varnothing$ 44 mm

D shaft hole 6x4.6 mm  
 for Dishwasher (ZANUSSI) LS60 - LS61 - LS62 - LS63  
 LS64



ZANUSSI 048830




Suitable for:

**3059056 CYCLE SELECTOR SWITCH 16A 250V**  
 D spindle  $\varnothing$  6x4.6 mm  
 for Dishwasher (ZANUSSI) HYDRA700 - LS7  
 for Dishwasher hood type (ZANUSSI) HT1000 - HT1200  
 HYDRA1000 - HYDRA1200 - HYDRA800 - LS10 - LS12  
 LS8



ZANUSSI 048270

**3241207 KNOB  $\varnothing$  44 mm**  
 D shaft hole 6x4.6 mm  
 for Dishwasher hood type (ZANUSSI) LS10 - LS12  
 LS8




ZANUSSI 048402

**3059058 CYCLE SELECTOR SWITCH 16A 250V**  
 D spindle  $\varnothing$  6x4.6 mm  
 for Dishwasher hood type (ZANUSSI) HYDRA800 - LS8



ZANUSSI 048524

**3059059 CYCLE SELECTOR SWITCH 16A 250V**  
 D spindle  $\varnothing$  6x4.6 mm  
 for Dishwasher (ZANUSSI) LS500 - LS540 - LS541



ZANUSSI 046350

Suitable for:


**3241206 KNOB  $\varnothing$  40 mm**  
 D shaft hole 6x4.6 mm  
 for Dishwasher (ZANUSSI) LS7



ZANUSSI 047849

ZANUSSI 048340+047846

**3241207 KNOB  $\varnothing$  44 mm**  
 D shaft hole 6x4.6 mm  
 for Dishwasher hood type (ZANUSSI) LS10 - LS12  
 LS8



ZANUSSI 048402

**3241208 KNOB  $\varnothing$  40 mm**  
 D shaft hole 6x4.6 mm  
 for Dishwasher (ZANUSSI) LS500 - LS540 - LS541



ZANUSSI 046356

ZANUSSI 048340



Suitable for:

# ZANUSSI



**3059054 ON/OFF SELECTOR SWITCH**  
 contact capacity 16A 250V  
 D spindle  $\varnothing$  6x4.6 mm  
 for Dishwasher (ZANUSSI) LS60 - LS61 - LS62 - LS63  
 LS64



ZANUSSI 048828

**3241205 KNOB  $\varnothing$  44 mm**  
 D shaft hole 6x4.6 mm  
 for Dishwasher (ZANUSSI) LS60 - LS61 - LS62 - LS63  
 LS64



ZANUSSI 048830


**3057332 PROGRAM SELECTOR SWITCH**



ZANUSSI 005079


ZANUSSI 059051

**3057331 PROGRAM SELECTOR SWITCH 4 CAMS**  
 for Dishwasher (ZANUSSI) LS7DP  
 for Dishwasher hood type (ZANUSSI) LS10DP - LS12DP  
 LS8DP



ZANUSSI 049145

**3059057 SELECTOR SWITCH 0-1 POSITIONS**  
 ON-OFF-START  
 16A 250V - max 150°C  
 D-shaped pin  $\varnothing$  6x4.6 mm  
 for Dishwasher (ZANUSSI) HYDRA700 - LS7



ZANUSSI 048271

**3057048 SELECTOR SWITCH 3 POLES AND BUTTON**  
 16A 250V  
 for Dishwasher conveyor type (ZANUSSI) RT100  
 RT140 - RT190 - RT270



ZANUSSI 0E5132

**3057049 SELECTOR SWITCH 4 POLES 16A 250V**  
 for Dishwasher conveyor type (ZANUSSI) RT100  
 RT140 - RT190 - RT270



ZANUSSI 0E5131


**3057046 SELECTOR SWITCH 6 POSITIONS**  
 for Dishwasher conveyor type (ZANUSSI) RT100  
 RT140 - RT190 - RT270



ZANUSSI 0E5222

ZANUSSI 0K8266

**3057291 SELECTOR SWITCH 6 POSITIONS**  
 6 positions 16A 250V  
 for Dishwasher hood type (ZANUSSI) HT1200  
 HYDRA1200 - LS12 - WT60



ZANUSSI 048286



## Salt container and accessories

### 3067603 CAP FOR SALT CONTAINER



ZANUSSI 069472

### 3067604 RETAINING NUT FOR CAP



ZANUSSI 069552

### 3067001 SALT CONTAINER



ZANUSSI 010370

### 3067002 GASKET FOR CONTAINER

external  $\varnothing$  82 mm  
internal  $\varnothing$  64 mm  
thickness 3 mm



ZANUSSI 069470

### 3067002 GASKET FOR CONTAINER

external  $\varnothing$  82 mm  
internal  $\varnothing$  64 mm  
thickness 3 mm



ZANUSSI 069470

### 3067016 FUNNEL FOR SALT INTAKE

external  $\varnothing$  93 mm hole  $\varnothing$  27 mm



### 3067198 O-RING 04162 EPDM

for Dishwasher (AFI) A600  
for Dishwasher (EUROSYSTEM) PRO400  
for Dishwasher (HILTA) S41 - S42  
for Dishwasher (IME OMNIWASH) 4Q82  
for Dishwasher (LAMBER) 040F - 045F  
for Dishwasher (NOSEM) C5000 - C5010 - NC501  
for Dishwasher (NUOVA SIMONELLI) KIARA6  
for Dishwasher (SAB ITALIA) C50H  
for Dishwasher (SO.WE.BO.)  
for Dishwasher (SOTAL) F600  
for Glasswasher/Cupwasher (AFI) A35Z2  
for Glasswasher/Cupwasher (ELETTROBAR) 35F - 350F  
40F - 400F  
for Glasswasher/Cupwasher (IME OMNIWASH) JA40  
JA41 - UNO





Suitable for:

**3067007 SALT CONTAINER CAP**



ZANUSSI

**3067602 SALT CONTAINER ASSEMBLY 85x100 mm**  
new model  
for E35/40/41/42/45/46/50/51/55-MISTRAL40/51  
NIAGARA35/40/45/51-RIVER48/50/61



ZANUSSI 069680

**ZANUSSI**

Suitable for:

**3067005 SALT CONTAINER RING NUT**



**3067300 SALT CONTAINER GROUP ASSY**  
total height 125 mm - external  $\varnothing$  122 mm  
for MACH DISHWASHER MB520K-MB530K-930K  
for COMENDA DISHWASHER BC-BHC  
for JEMI DISHWASHER GS2-GS3-GS4/2-GS4/2AF-GS6  
GS6AF-GS7-GS8/2-GS9-GS18-GS19-GS20



ZANUSSI 049075

## Sleeves

**3248606 INLET HOSE**  
internal  $\varnothing$  45 mm  
length 60 mm  
for Glasswasher/Cupwasher (ELETTROBAR) S621 - S623  
S631 - S633



ZANUSSI 069537

**3450103 INLET HOSE**  
internal  $\varnothing$  63 mm - length 70 mm  
for Dishwasher conveyor type (ZANUSSI) RT



ZANUSSI 0E5023

**3450104 OUTLET HOSE**  
internal  $\varnothing$  53 mm



ZANUSSI 0E2970





Suitable for:

Suitable for:

**3248170 PUMP HOSE INTERNAL  $\varnothing$  64x110 mm**  
for Dishwasher conveyor type (ZANUSSI) CT192  
for Dishwasher hood type (ZANUSSI) LS1080



ZANUSSI 046565

**3450017 PUMP OUTLET PIPE**  
rubber pipe with textile reinforcement  
internal  $\varnothing$  54 mm  
internal  $\varnothing$  43 mm  
length 430 mm  
for Dishwasher (ZANUSSI) LS500 - LS501



ZANUSSI 046257

ZANUSSI 065531

**3450042 MANICOTTO MANDATA**  
rubber pipe with textile reinforcement  
internal  $\varnothing$  45 mm  
length 285 mm  
for tank pump inlet hose  
for Dishwasher (ZANUSSI) LS4 - LS500 - LS521



ZANUSSI 045768

**3450048 PUMP OUTLET PIPE**  
for Dishwasher hood type (ZANUSSI) HT1000 - HT1200  
HYDRA1000 - HYDRA1200 - LS10 - LS12



ZANUSSI 048241

**3450065 INLET HOSE**  
external  $\varnothing$  78 mm  
height 50 mm  
for Dishwasher hood type (ZANUSSI) HT1000 - HT1200  
HYDRA1000 - HYDRA1200 - LS10 - LS12



ZANUSSI 048242

## Solenoid valves

**3120292 FLOWRATE ADJUSTER  $\varnothing$  1.45 mm**



ZANUSSI 002091



Suitable for:

# ZANUSSI



Suitable for:

## Solenoid valves

**3120261 MULLER SOLENOID VALVE 230V  $\varnothing$  12 mm**  
 solenoid valve 180° - 220/230V 50/60Hz - max 90°C  
 3/4" inlet -  $\varnothing$  12 mm outlet



ZANUSSI 0G2196

**3120271 MULLER COIL 220/240V 50/60Hz**  
 temperature 90°C



**3120111 SOLENOID VALVE L145R4  $\varnothing$  3/4" FF 220V**  
 for steam  
 normally closed (ex L142 M2)  
 max. temperature 175°C  
 max. pressure differential 12 bar  
 coil 220V 50Hz



ZANUSSI 065297

**3120115 COIL SIRAI Z534A 230V 50Hz**  
 for solenoid valve fitting 3/4" - 1"



**3120034 CONNECTOR FEMALE LARGE**  
 for coils



**3120118 DIAPHRAGM FOR VALVE  $\varnothing$  3/4"**



**3120210 SOLENOID VALVE L153D7  $\varnothing$  3/4" FF 220V**  
 for steam  
 normally closed  
 coil 220V. 50Hz  
 max. temperature 175°C  
 max. pressure differential 12 bar



ZANUSSI 0E5974

**3120213 COIL SIRAI Z134A 230V 50Hz**  
 for solenoid valves L153 DA  $\varnothing$  3/4"



**3120034 CONNECTOR FEMALE LARGE**  
 for coils



Suitable for:

**3120510 SOLENOID VALVE L153D7 3/4"FF 24V**

for steam  
normally closed  
max. temperature 175°C  
max. pressure differential 12 bar  
coil 24V 50Hz



ZANUSSI 0E2200

**3120034 CONNECTOR FEMALE LARGE**

for coils



Suitable for:

**3120214 COIL SIRAI Z134A 24V 50Hz**

for solenoid valves L153 DA ø 3/4"



**3120057 SOLENOID VALVE L182B31 ø 1/2"FF 220V**

previous L180  
for water  
normally closed  
max. temperature 100°C  
max. pressure differential 16 bar  
coil 220V 50Hz



ZANUSSI 0H2412

ZANUSSI 067356

**3120042 COIL SIRAI Z610A 6W 230V 50/60Hz**

width 25 mm - height 33 mm  
depth 33 mm



ZANUSSI 0KG317

ZANUSSI 067609

**3120105 DIAPHRAGM FOR VALVES**



ZANUSSI 069017

**3120347 COIL SIRAI ZB10A 230V 4W 50/60Hz**

width 22 mm - height 30 mm  
depth 28 mm



**3120044 CONNECTOR FEMALE SMALL**

for coils



**3120123 DIAPHRAGM FOR VALVES**

NEW TYPE





Suitable for:

**3120557 SOLENOID VALVE L182B31 1/2"FF 24V**  
 EX L180  
 for water  
 normally closed  
 max temperature 100°C  
 max differential pressure 16 bar  
 coil 24V 50Hz  
 for Dishwasher conveyor type (DIHR) - Series AX  
 Series BX  
 for Dishwasher conveyor type (KROMO) - Series KP



ZANUSSI 068464

**3120043 COIL SIRAI Z610A 24V 50/60Hz**



Suitable for:

**3120348 COIL SIRAI ZB10A 24V 4W 50/60Hz**  
 width 22 mm - height 30 mm  
 depth 28 mm



**3120044 CONNECTOR FEMALE SMALL**  
 for coils



**3120105 DIAPHRAGM FOR VALVES**



ZANUSSI 069017

**3120563 SOLENOID VALVE 1 OUTLET 180° 14 mm**  
 220/240V 50/60Hz  
 for Dishwasher (ZANUSSI) LS62 - LS63 - LS64 - LS7  
 for Dishwasher hood type (ZANUSSI) LS8



ZANUSSI 0L0566

ZANUSSI 0L0568

**3120562 SOLENOID VALVE 180° 230V 50/60Hz ø 10 mm**  
 for Glasswasher/Cupwasher (WINTERHALTER) GS202  
 GS402



ZANUSSI 0E1575

**3120255 SOLENOID VALVE 220/240V ø 10 mm**  
 solenoid valve 180° - 220/240V 50/60Hz - max 90°C  
 inlet 3/4" - two outlets ø 10 mm  
 with red flowrate reducer at the outlet



ZANUSSI 047579

**3120404 SOLENOID VALVE 230V ø 10.5 mm**  
 solenoid valve 90° - 230V 50/60Hz - max 90°C  
 3/4" inlet - 1 outlet ø 10.5 mm



ZANUSSI 0C0688

ZANUSSI 0C4984

ZANUSSI 056350



Suitable for:

Suitable for:

## 3120406 SOLENOID VALVE 230V $\varnothing$ 10.5 mm

solenoid valve 90° - 230V 50/60Hz - max 90°C  
inlet 3/4" - 2 outlets  $\varnothing$  10.5 mm



ZANUSSI 069295

## 3120013 SOLENOID VALVE 263 220/240V $\varnothing$ 10 mm

solenoid valve 90° - 220/240V 50/60Hz - max 90°C  
inlet 3/4" - triple outlet  $\varnothing$  10 mm



ZANUSSI 047539

ZANUSSI 047540

ZANUSSI 049077

ZANUSSI 069296

## 3120000 FILTER FOR INLET SOLENOID VALVE ELBI



## 3120021 INLET PRESSURE REDUCER 12 L/min BLACK



## 3120022 INLET PRESSURE REDUCER 16 L/min BLACK



## 3120019 INLET PRESSURE REDUCER 5.5 L/min BLACK



## 3120037 OUTLET REDUCER ELBI 0.25 L/min GREEN for ELBI solenoid valve face value +/- 25%



## 3120202 OUTLET REDUCER ELBI 0.35 L/min YELLOW for ELBI solenoid valve face value +/- 25%



## 3120015 OUTLET REDUCER ELBI 0.5 L/min RED for ELBI solenoid valve face value +/- 25%





Suitable for:

**3120016 OUTLET REDUCER ELBI 1.2 L/min NEUTRAL**  
for ELBI solenoid valve  
face value +/- 25%



ZANUSSI 0L0166

**3120017 OUTLET REDUCER ELBI 2.5 L/min ORANGE**  
for ELBI solenoid valve  
face value +/- 25%



**3120204 OUTLET REDUCER ELBI 5.5 L/min BROWN**  
for ELBI solenoid valve  
face value +/- 25%



ZANUSSI 0W2908

**3120014 SOLENOID VALVE 264 220/240V ø 10 mm**  
solenoid valve 180° - 220/240V 50/60Hz - max 90°C  
inlet 3/4" - triple outlet ø 10 mm



ZANUSSI 0E0330

ZANUSSI 047538

ZANUSSI 069464

**3120021 INLET PRESSURE REDUCER 12 L/min BLACK**



# ZANUSSI



Suitable for:

**3120203 OUTLET REDUCER ELBI 2 L/min WHITE**  
for ELBI solenoid valve  
face value +/- 25%



**3120201 OUTLET REDUCER ELBI 4.7 L/min GREY**  
for ELBI solenoid valve  
face value +/- 25%



**3120000 FILTER FOR INLET SOLENOID VALVE ELBI**



**3120022 INLET PRESSURE REDUCER 16 L/min BLACK**





Suitable for:

**3120019 INLET PRESSURE REDUCER 5.5 L/min BLACK**



**3120202 OUTLET REDUCER ELBI 0.35 L/min YELLOW**  
for ELBI solenoid valve  
face value +/- 25%



**3120016 OUTLET REDUCER ELBI 1.2 L/min NEUTRAL**  
for ELBI solenoid valve  
face value +/- 25%



ZANUSSI 0L0166

**3120017 OUTLET REDUCER ELBI 2.5 L/min ORANGE**  
for ELBI solenoid valve  
face value +/- 25%



**3120204 OUTLET REDUCER ELBI 5.5 L/min BROWN**  
for ELBI solenoid valve  
face value +/- 25%



ZANUSSI 0W2908

## ZANUSSI

Suitable for:

**3120037 OUTLET REDUCER ELBI 0.25 L/min GREEN**  
for ELBI solenoid valve  
face value +/- 25%



**3120015 OUTLET REDUCER ELBI 0.5 L/min RED**  
for ELBI solenoid valve  
face value +/- 25%



**3120203 OUTLET REDUCER ELBI 2 L/min WHITE**  
for ELBI solenoid valve  
face value +/- 25%



**3120201 OUTLET REDUCER ELBI 4.7 L/min GREY**  
for ELBI solenoid valve  
face value +/- 25%





Suitable for:

# ZANUSSI



Suitable for:

**3120004 SOLENOID VALVE 319 220/240V  $\varnothing$  10 mm**  
 solenoid valve 90° - 220/240V 50/60Hz - max 90°C  
 inlet 3/4" - outlet  $\varnothing$  10 mm



ZANUSSI 0A2064  
ZANUSSI 047531

ZANUSSI 0KM766  
ZANUSSI 055350

ZANUSSI 002613

**3120021 INLET PRESSURE REDUCER 12 L/min BLACK**



**3120019 INLET PRESSURE REDUCER 5.5 L/min BLACK**



**3120202 OUTLET REDUCER ELBI 0.35 L/min YELLOW**  
for ELBI solenoid valve  
face value +/- 25%



**3120016 OUTLET REDUCER ELBI 1.2 L/min NEUTRAL**  
for ELBI solenoid valve  
face value +/- 25%



ZANUSSI 0L0166

**3120000 FILTER FOR INLET SOLENOID VALVE ELBI**



**3120022 INLET PRESSURE REDUCER 16 L/min BLACK**



**3120037 OUTLET REDUCER ELBI 0.25 L/min GREEN**  
for ELBI solenoid valve  
face value +/- 25%



**3120015 OUTLET REDUCER ELBI 0.5 L/min RED**  
for ELBI solenoid valve  
face value +/- 25%



**3120203 OUTLET REDUCER ELBI 2 L/min WHITE**  
for ELBI solenoid valve  
face value +/- 25%







Suitable for:

**3120017 OUTLET REDUCER ELBI 2.5 L/min ORANGE**  
for ELBI solenoid valve  
face value +/- 25%



**3120204 OUTLET REDUCER ELBI 5.5 L/min BROWN**  
for ELBI solenoid valve  
face value +/- 25%



# ZANUSSI



Suitable for:

**3120201 OUTLET REDUCER ELBI 4.7 L/min GREY**  
for ELBI solenoid valve  
face value +/- 25%



ZANUSSI 0W2908

**3120005 SOLENOID VALVE 329 220/240V ø 10 mm**  
solenoid valve 180° - 220/240V 50/60Hz - max 90°C  
inlet 3/4" - outlet ø 10 mm



ZANUSSI 002753  
ZANUSSI 055132

ZANUSSI 047756  
ZANUSSI 086014

ZANUSSI 048894

**3120000 FILTER FOR INLET SOLENOID VALVE ELBI**



**3120021 INLET PRESSURE REDUCER 12 L/min BLACK**



**3120022 INLET PRESSURE REDUCER 16 L/min BLACK**



**3120019 INLET PRESSURE REDUCER 5.5 L/min BLACK**



**3120037 OUTLET REDUCER ELBI 0.25 L/min GREEN**  
for ELBI solenoid valve  
face value +/- 25%





Suitable for:

**3120202** **OUTLET REDUCER ELBI 0.35 L/min YELLOW**  
for ELBI solenoid valve  
face value +/- 25%



**3120016** **OUTLET REDUCER ELBI 1.2 L/min NEUTRAL**  
for ELBI solenoid valve  
face value +/- 25%



ZANUSSI 0L0166

**3120017** **OUTLET REDUCER ELBI 2.5 L/min ORANGE**  
for ELBI solenoid valve  
face value +/- 25%



**3120204** **OUTLET REDUCER ELBI 5.5 L/min BROWN**  
for ELBI solenoid valve  
face value +/- 25%



ZANUSSI 0W2908

**3120505** **SOLENOID VALVE 329 24V ø 10 mm**  
solenoid valve 180° - 24V 50Hz - max 90°C  
inlet 3/4" - outlet ø 10 mm



ZANUSSI 058996

# ZANUSSI



Suitable for:

**3120015** **OUTLET REDUCER ELBI 0.5 L/min RED**  
for ELBI solenoid valve  
face value +/- 25%



**3120203** **OUTLET REDUCER ELBI 2 L/min WHITE**  
for ELBI solenoid valve  
face value +/- 25%



**3120201** **OUTLET REDUCER ELBI 4.7 L/min GREY**  
for ELBI solenoid valve  
face value +/- 25%



**3120000** **FILTER FOR INLET SOLENOID VALVE ELBI**





Suitable for:

**3120021 INLET PRESSURE REDUCER 12 L/min BLACK**



**3120019 INLET PRESSURE REDUCER 5.5 L/min BLACK**



**3120202 OUTLET REDUCER ELBI 0.35 L/min YELLOW**  
for ELBI solenoid valve  
face value +/- 25%



**3120016 OUTLET REDUCER ELBI 1.2 L/min NEUTRAL**  
for ELBI solenoid valve  
face value +/- 25%



**3120017 OUTLET REDUCER ELBI 2.5 L/min ORANGE**  
for ELBI solenoid valve  
face value +/- 25%



**3120204 OUTLET REDUCER ELBI 5.5 L/min BROWN**  
for ELBI solenoid valve  
face value +/- 25%



ZANUSSI 0W2908

# ZANUSSI

Suitable for:

**3120022 INLET PRESSURE REDUCER 16 L/min BLACK**



**3120037 OUTLET REDUCER ELBI 0.25 L/min GREEN**  
for ELBI solenoid valve  
face value +/- 25%



**3120015 OUTLET REDUCER ELBI 0.5 L/min RED**  
for ELBI solenoid valve  
face value +/- 25%



**3120203 OUTLET REDUCER ELBI 2 L/min WHITE**  
for ELBI solenoid valve  
face value +/- 25%



**3120201 OUTLET REDUCER ELBI 4.7 L/min GREY**  
for ELBI solenoid valve  
face value +/- 25%





Suitable for:

# ZANUSSI



Suitable for:

**3120006 SOLENOID VALVE 339 220/240V ø 10 mm**  
solenoid valve 90° - 220/240V 50/60Hz - max 90°C  
inlet 3/4" - dual outlet ø 10 mm



ZANUSSI 055444

ZANUSSI 056872

**3120021 INLET PRESSURE REDUCER 12 L/min BLACK**



**3120000 FILTER FOR INLET SOLENOID VALVE ELBI**



**3120022 INLET PRESSURE REDUCER 16 L/min BLACK**



**3120019 INLET PRESSURE REDUCER 5.5 L/min BLACK**



**3120037 OUTLET REDUCER ELBI 0.25 L/min GREEN**  
for ELBI solenoid valve  
face value +/- 25%



**3120202 OUTLET REDUCER ELBI 0.35 L/min YELLOW**  
for ELBI solenoid valve  
face value +/- 25%



**3120015 OUTLET REDUCER ELBI 0.5 L/min RED**  
for ELBI solenoid valve  
face value +/- 25%



**3120016 OUTLET REDUCER ELBI 1.2 L/min NEUTRAL**  
for ELBI solenoid valve  
face value +/- 25%



**3120203 OUTLET REDUCER ELBI 2 L/min WHITE**  
for ELBI solenoid valve  
face value +/- 25%



ZANUSSI 0L0166

**3120017 OUTLET REDUCER ELBI 2.5 L/min ORANGE**  
for ELBI solenoid valve  
face value +/- 25%



**3120201 OUTLET REDUCER ELBI 4.7 L/min GREY**  
for ELBI solenoid valve  
face value +/- 25%





Suitable for:

**3120204 OUTLET REDUCER ELBI 5.5 L/min BROWN**  
for ELBI solenoid valve  
face value +/- 25%



Suitable for:

ZANUSSI 0W2908

**3120007 SOLENOID VALVE 349 220/240V ø 10 mm**  
solenoid valve 180° - 220/240V 50/60Hz - max 90°C  
inlet 3/4" - dual outlet ø 10 mm



ZANUSSI 0K5389  
ZANUSSI 047536

ZANUSSI 045631  
ZANUSSI 069463

ZANUSSI 046427

**3120021 INLET PRESSURE REDUCER 12 L/min BLACK**



**3120000 FILTER FOR INLET SOLENOID VALVE ELBI**



**3120022 INLET PRESSURE REDUCER 16 L/min BLACK**



**3120019 INLET PRESSURE REDUCER 5.5 L/min BLACK**



**3120037 OUTLET REDUCER ELBI 0.25 L/min GREEN**  
for ELBI solenoid valve  
face value +/- 25%



**3120202 OUTLET REDUCER ELBI 0.35 L/min YELLOW**  
for ELBI solenoid valve  
face value +/- 25%



**3120015 OUTLET REDUCER ELBI 0.5 L/min RED**  
for ELBI solenoid valve  
face value +/- 25%





Suitable for:

**3120016 OUTLET REDUCER ELBI 1.2 L/min NEUTRAL**  
for ELBI solenoid valve  
face value +/- 25%



ZANUSSI 0L0166

**3120017 OUTLET REDUCER ELBI 2.5 L/min ORANGE**  
for ELBI solenoid valve  
face value +/- 25%



**3120204 OUTLET REDUCER ELBI 5.5 L/min BROWN**  
for ELBI solenoid valve  
face value +/- 25%



ZANUSSI 0W2908

**3120507 SOLENOID VALVE 349 24V ø 10 mm**  
solenoid valve 180° - 24V 50Hz - max 90°C  
inlet 3/4" - dual outlet ø 10 mm



ZANUSSI 046796

ZANUSSI 048180

**3120021 INLET PRESSURE REDUCER 12 L/min BLACK**



# ZANUSSI



Suitable for:

**3120203 OUTLET REDUCER ELBI 2 L/min WHITE**  
for ELBI solenoid valve  
face value +/- 25%



**3120201 OUTLET REDUCER ELBI 4.7 L/min GREY**  
for ELBI solenoid valve  
face value +/- 25%



**3120000 FILTER FOR INLET SOLENOID VALVE ELBI**



**3120022 INLET PRESSURE REDUCER 16 L/min BLACK**





Suitable for:

**3120019 INLET PRESSURE REDUCER 5.5 L/min BLACK**



**3120202 OUTLET REDUCER ELBI 0.35 L/min YELLOW**  
for ELBI solenoid valve  
face value +/- 25%



**3120016 OUTLET REDUCER ELBI 1.2 L/min NEUTRAL**  
for ELBI solenoid valve  
face value +/- 25%



ZANUSSI 0L0166

**3120017 OUTLET REDUCER ELBI 2.5 L/min ORANGE**  
for ELBI solenoid valve  
face value +/- 25%



**3120204 OUTLET REDUCER ELBI 5.5 L/min BROWN**  
for ELBI solenoid valve  
face value +/- 25%



ZANUSSI 0W2908

## ZANUSSI

Suitable for:

**3120037 OUTLET REDUCER ELBI 0.25 L/min GREEN**  
for ELBI solenoid valve  
face value +/- 25%



**3120015 OUTLET REDUCER ELBI 0.5 L/min RED**  
for ELBI solenoid valve  
face value +/- 25%



**3120203 OUTLET REDUCER ELBI 2 L/min WHITE**  
for ELBI solenoid valve  
face value +/- 25%



**3120201 OUTLET REDUCER ELBI 4.7 L/min GREY**  
for ELBI solenoid valve  
face value +/- 25%





Suitable for:

Suitable for:

**3120008 SOLENOID VALVE 350 220/240V  $\varnothing$  14 mm**  
 solenoid valve 90° - 220/240V 50/60Hz - max 90°C  
 inlet 3/4" - outlet  $\varnothing$  14 mm



ZANUSSI 047529  
ZANUSSI 048898

ZANUSSI 047532  
ZANUSSI 069179

ZANUSSI 048178

**3120000 FILTER FOR INLET SOLENOID VALVE ELBI**



**3120021 INLET PRESSURE REDUCER 12 L/min BLACK**



**3120022 INLET PRESSURE REDUCER 16 L/min BLACK**



**3120019 INLET PRESSURE REDUCER 5.5 L/min BLACK**



**3120037 OUTLET REDUCER ELBI 0.25 L/min GREEN**  
 for ELBI solenoid valve  
 face value +/- 25%



**3120202 OUTLET REDUCER ELBI 0.35 L/min YELLOW**  
 for ELBI solenoid valve  
 face value +/- 25%



**3120015 OUTLET REDUCER ELBI 0.5 L/min RED**  
 for ELBI solenoid valve  
 face value +/- 25%



**3120016 OUTLET REDUCER ELBI 1.2 L/min NEUTRAL**  
 for ELBI solenoid valve  
 face value +/- 25%



**3120203 OUTLET REDUCER ELBI 2 L/min WHITE**  
 for ELBI solenoid valve  
 face value +/- 25%



ZANUSSI 0L0166





Suitable for:

**3120017 OUTLET REDUCER ELBI 2.5 L/min ORANGE**  
for ELBI solenoid valve  
face value +/- 25%



**3120204 OUTLET REDUCER ELBI 5.5 L/min BROWN**  
for ELBI solenoid valve  
face value +/- 25%



## ZANUSSI



Suitable for:

**3120201 OUTLET REDUCER ELBI 4.7 L/min GREY**  
for ELBI solenoid valve  
face value +/- 25%



ZANUSSI 0W2908

**3120511 SOLENOID VALVE 350 24V ø 14 mm**  
solenoid valve 90° - 24V 50Hz - max 90°C  
3/4" inlet - ø 14 mm outlet



ZANUSSI 0H2513

ZANUSSI 0L0175

**3120009 SOLENOID VALVE 351 220/240V ø 14 mm**  
solenoid valve 180° - 220/240V 50/60Hz - max 90°C  
inlet 3/4" - outlet ø 14 mm



ZANUSSI 072282

**3120021 INLET PRESSURE REDUCER 12 L/min BLACK**



**3120000 FILTER FOR INLET SOLENOID VALVE ELBI**



**3120022 INLET PRESSURE REDUCER 16 L/min BLACK**





Suitable for:

**3120019 INLET PRESSURE REDUCER 5.5 L/min BLACK**



**3120202 OUTLET REDUCER ELBI 0.35 L/min YELLOW**  
for ELBI solenoid valve  
face value +/- 25%



**3120016 OUTLET REDUCER ELBI 1.2 L/min NEUTRAL**  
for ELBI solenoid valve  
face value +/- 25%



ZANUSSI 0L0166

**3120017 OUTLET REDUCER ELBI 2.5 L/min ORANGE**  
for ELBI solenoid valve  
face value +/- 25%



**3120204 OUTLET REDUCER ELBI 5.5 L/min BROWN**  
for ELBI solenoid valve  
face value +/- 25%



ZANUSSI 0W2908

# ZANUSSI

Suitable for:

**3120037 OUTLET REDUCER ELBI 0.25 L/min GREEN**  
for ELBI solenoid valve  
face value +/- 25%



**3120015 OUTLET REDUCER ELBI 0.5 L/min RED**  
for ELBI solenoid valve  
face value +/- 25%



**3120203 OUTLET REDUCER ELBI 2 L/min WHITE**  
for ELBI solenoid valve  
face value +/- 25%



**3120201 OUTLET REDUCER ELBI 4.7 L/min GREY**  
for ELBI solenoid valve  
face value +/- 25%





Suitable for:

Suitable for:

**3120512 SOLENOID VALVE 351 24V  $\varnothing$  14 mm**  
solenoid valve 180° - 24V 50Hz - max 90°C  
3/4" inlet -  $\varnothing$  14 mm outlet



ZANUSSI 0E5070

**3120010 SOLENOID VALVE 352 220/240V  $\varnothing$  14 mm**  
solenoid valve 90° - 220/240V 50/60Hz - max 90°C  
inlet 3/4" - dual outlet  $\varnothing$  14 mm



**3120000 FILTER FOR INLET SOLENOID VALVE ELBI**



ZANUSSI 049056

**3120021 INLET PRESSURE REDUCER 12 L/min BLACK**



**3120022 INLET PRESSURE REDUCER 16 L/min BLACK**



**3120019 INLET PRESSURE REDUCER 5.5 L/min BLACK**



**3120037 OUTLET REDUCER ELBI 0.25 L/min GREEN**  
for ELBI solenoid valve  
face value +/- 25%



**3120202 OUTLET REDUCER ELBI 0.35 L/min YELLOW**  
for ELBI solenoid valve  
face value +/- 25%



**3120015 OUTLET REDUCER ELBI 0.5 L/min RED**  
for ELBI solenoid valve  
face value +/- 25%





Suitable for:

**3120016 OUTLET REDUCER ELBI 1.2 L/min NEUTRAL**  
for ELBI solenoid valve  
face value +/- 25%



ZANUSSI 0L0166

**3120017 OUTLET REDUCER ELBI 2.5 L/min ORANGE**  
for ELBI solenoid valve  
face value +/- 25%



**3120204 OUTLET REDUCER ELBI 5.5 L/min BROWN**  
for ELBI solenoid valve  
face value +/- 25%



ZANUSSI 0W2908

**3120011 SOLENOID VALVE 353 220/240V ø 14 mm**  
solenoid valve 180° - 220/240V 50/60Hz - max 90°C  
inlet 3/4" - dual outlet ø 14 mm



ZANUSSI 069262

ZANUSSI 072364

**3120021 INLET PRESSURE REDUCER 12 L/min BLACK**



# ZANUSSI



Suitable for:

**3120203 OUTLET REDUCER ELBI 2 L/min WHITE**  
for ELBI solenoid valve  
face value +/- 25%



**3120201 OUTLET REDUCER ELBI 4.7 L/min GREY**  
for ELBI solenoid valve  
face value +/- 25%



**3120000 FILTER FOR INLET SOLENOID VALVE ELBI**



**3120022 INLET PRESSURE REDUCER 16 L/min BLACK**





Suitable for:

**3120019 INLET PRESSURE REDUCER 5.5 L/min BLACK**



**3120202 OUTLET REDUCER ELBI 0.35 L/min YELLOW**  
for ELBI solenoid valve  
face value +/- 25%



**3120016 OUTLET REDUCER ELBI 1.2 L/min NEUTRAL**  
for ELBI solenoid valve  
face value +/- 25%



ZANUSSI 0L0166

**3120017 OUTLET REDUCER ELBI 2.5 L/min ORANGE**  
for ELBI solenoid valve  
face value +/- 25%



**3120204 OUTLET REDUCER ELBI 5.5 L/min BROWN**  
for ELBI solenoid valve  
face value +/- 25%



ZANUSSI 0W2908

## ZANUSSI

Suitable for:

**3120037 OUTLET REDUCER ELBI 0.25 L/min GREEN**  
for ELBI solenoid valve  
face value +/- 25%



**3120015 OUTLET REDUCER ELBI 0.5 L/min RED**  
for ELBI solenoid valve  
face value +/- 25%



**3120203 OUTLET REDUCER ELBI 2 L/min WHITE**  
for ELBI solenoid valve  
face value +/- 25%



**3120201 OUTLET REDUCER ELBI 4.7 L/min GREY**  
for ELBI solenoid valve  
face value +/- 25%





Suitable for:

Suitable for:

**3120514 SOLENOID VALVE 353 24V  $\varnothing$  14 mm**  
 solenoid valve 180° - 24V 50Hz - max 90°C  
 inlet 3/4" - two outlets  $\varnothing$  14 mm



ZANUSSI 0KZ810

**3120231 SOLENOID VALVE 7321BAN00 1/2" 220V**



ZANUSSI 047137

**1120332 COIL LUCIFER/PARKER 220/240V 9W 50Hz**  
 width 32 mm - height 38 mm  
 depth 43 mm



**3120732 SOLENOID VALVE 7321BCN00 3/4" 24V**



ZANUSSI 046900

ZANUSSI 075736

**1120333 COIL LUCIFER 483510P0 24V 9W 50/60Hz**  
 width 32 mm - height 37 mm  
 depth 43 mm



**3120034 CONNECTOR FEMALE LARGE**  
 for coils



**3120069 DIAPHRAGM PM7321 CN/DN  $\varnothing$  3/4"-1"**  
 formerly PM133



**3120104 SOLENOID-VALVE 319 220/240V  $\varnothing$  14 mm**  
 solenoid valve 90° - 220/240V 50/60Hz - max 90°C  
 inlet 3/4" - outlet  $\varnothing$  14mm



ZANUSSI 048817

ZANUSSI 049626

**3120564 1-WAY SOLENOID VALVE 230V**  
 flowrate 5.5 L  
 inlet 3/4" - outlet  $\varnothing$  14 mm  
 for Dishwasher (ZANUSSI) LS6  
 for Dishwasher hood type (ZANUSSI) LS10 - LS12  
 LS14



ZANUSSI 088194

ZANUSSI 049452



# ZANUSSI



Suitable for:

**3120400 1-WAY SOLENOID VALVE 90° 12V**  
inlet 3/4" - outlet  $\varnothing$  13.5 mm  
max. temperature 90°C - flow rate 1.2 m<sup>3</sup>/h  
operating pressure from 0.2 to 10 bars



ZANUSSI

Suitable for:

**3120399 1-WAY WATER SOLENOID VALVE 180°-12V**  
inlet 3/4" - outlet  $\varnothing$  10.5 mm  
max temperature 90°C  
operating pressure from 0.2 to 10 bar



ZANUSSI

## Splash guards

**3315050 SPLASH GUARD 59.5 cm**  
for Dishwasher (ZANUSSI) LS500 - LS501 - 5CF07B  
5CF08B



ZANUSSI 047453

ZANUSSI 047855

**3315051 GASKET FOR SPLASH GUARD**  
for DISHWASHER models LS510-LS520-LS521-LS4-LS5DS  
CRYSTAL50-CRYSTAL51-CRYSTAL52



ZANUSSI 046256

## Springs

**3250100 LIFTING SPRING**  
overall length 360 mm  
body  $\varnothing$  51 mm  
for DISHWASHER 750/1080 WITH HOOD



ZANUSSI 066398

**3250050 SPRING FOR DOOR LIFTING**  
external  $\varnothing$  45x26 mm  
for CONVEYOR DISHWASHER series RT



ZANUSSI 0E5158

ZANUSSI 0K8168

**3250030 SPRING PULLEY**  
external  $\varnothing$  30 mm  
internal  $\varnothing$  11 mm  
for models RT



ZANUSSI 0E5001

ZANUSSI 0K8167



Suitable for:

**3250051 SPRING FOR DOOR LIFTING**  
external  $\varnothing$  45x39 mm  
for CONVEYOR DISHWASHER series RT



ZANUSSI 0E5167

**3250094 SPRING LOCK**



ZANUSSI 0E2898

**3250046 SPRING FOR HOOD LIFTING**  
dimensions  $\varnothing$  38.5x380 mm  
for Dishwasher hood type (ZANUSSI) HT800  
HYDRA800 - LS8



ZANUSSI 048655

Suitable for:

**3250093 SPACER FOR SPRING**



ZANUSSI 0E5454

ZANUSSI 0K7600

**3250030 SPRING PULLEY**  
external  $\varnothing$  30 mm  
internal  $\varnothing$  11 mm  
for models RT



ZANUSSI 0E5001

ZANUSSI 0K8167

**3250049 SPRING FOR HOOD LIFTING**  
dimensions  $\varnothing$  39x755 mm  
for LS10-LS12-WT60 (versions from 1999 on)



ZANUSSI 049582

## Supports

**3391015 LONG ROLLER SUPPORT**  
for Dishwasher conveyor type (ZANUSSI)



ZANUSSI 0E3530

## Switches

**3319920 BLACK TWO-POLE SWITCH 16A 250V**  
for Dishwasher (DIHR) GASTRO500 - GASTRO750 - G600



ZANUSSI 0A8754

**3319923 BLACK/RED CAM**



ZANUSSI 0A8272





Suitable for:

Suitable for:

## 3319646 GREEN/ORANGE CAM

for Dishwasher (KROMO) K35 - K37 - K40 - K45 - K50  
K80 - K90  
for Dishwasher hood type (KROMO) K100



## 3319627 DOUBLE CHANGE OVER SWITCH 16A 250V

for Dishwasher (CONTI) CM5000  
for Dishwasher (ELETTROBAR) E50 - E51 - E52  
for Dishwasher (EUROSYSTEM) A600  
for Dishwasher (SAB ITALIA) K5.2P - K6.1P  
for Dishwasher (SOTAL) C13001P  
for Dishwasher (UNIC) A61A  
for Dishwasher hood type (AFI) A1000L  
for Dishwasher hood type (HILTA) W13 - W15  
for Dishwasher hood type (IME OMNIWASH) SEI1P  
SEI2P  
for Dishwasher hood type (NOSEM) K601 - K602  
for Dishwasher hood type (NUOVA SIMONELLI) LTM1500  
for Dishwasher hood type (SO.WE.BO.) 6.1P - 6.2PB  
for Dishwasher hood type (SOTAL) C1300  
for Dishwasher hood type (UNIC) A61



## 3319170 BLACK ELLIPTICAL PUSH-BUTTON



ZANUSSI 003766

## 3319164 BLACK ELLIPTICAL PUSH-BUTTON BODY



## 3319633 BUTTON FOR SWITCH BLOCK

for Dishwasher (CONTI) CM5000  
for Dishwasher (ELETTROBAR) E50 - E51 - E52  
for Glasswasher/Cupwasher (ELETTROBAR) E35 - E40  
E45 - E46



## 3319482 CHROMIUM-PLATED ELLIPTIC KEY

for Dishwasher (COLGED) STEEL51



## 3319481 ELLIPTIC GREY SWITCH BLOCK

for Dishwasher (COLGED) STEEL51





Suitable for:

**3319177 ELLIPTICAL PUSH-BUTTON INSERT**  
for Dishwasher (ELETTROBAR) PLUVIA280



**3319636 RECTANGULAR CAP**  
mounting hole 34x24 mm  
for Dishwasher (CONTI) CM5000  
for Dishwasher (ELETTROBAR) E50 - E51 - E52  
for Glasswasher/Cupwasher (ELETTROBAR) E35 - E40  
E45 - E46



**3319658 ROUND RED KEY 0-1**



**3319632 SQUARE SWITCH BLOCK W/HOLE FOR IND.LAMP**  
for Dishwasher (CONTI) CM5000  
for Dishwasher (ELETTROBAR) E50 - E51 - E52  
for Glasswasher/Cupwasher (ELETTROBAR) E35 - E40  
E45 - E46



# ZANUSSI



Suitable for:

**3221096 ORANGE INDICATOR LAMP 230V**  
head  $\varnothing$  7 mm - hole  $\varnothing$  6 mm  
wire connection length 210 mm  
for ANGELO PO OVEN FC101-FC101E-FC241-FC241E  
FC241G-FC61-FC61E-FC611G-FC611E-FC1011G-FC1011E  
FC1221G-FC1221E  
for Dishwasher (COLGED) STEELTECH340



**3319659 ROUND GREY KEY**



**3319635 SQUARE CAP**  
for Dishwasher (CONTI) CM5000  
for Dishwasher (ELETTROBAR) E50 - E51 - E52  
for Glasswasher/Cupwasher (ELETTROBAR) E35 - E40  
E45 - E46



**3319634 START SWITCH**  
for Dishwasher (CONTI) CM5000  
for Dishwasher (ELETTROBAR) E50 - E51 - E52  
for Glasswasher/Cupwasher (ELETTROBAR) E35 - E40  
E45 - E46





Suitable for:

**3319749 EMERGENCY BUTTON**  
for Dishwasher conveyor type (ZANUSSI)



ZANUSSI 0E5305

ZANUSSI 0K8450

Suitable for:

**3319012 GREEN BIPOLAR SWITCH 16A 250V**  
with indicator light and switch cover  
screen printing 0 - I  
max temperature 120°C  
mounting hole 22x30 mm  
for Dishwasher (DIHR) DERBY CF - GASTRO450  
GASTRO500 - GASTRO750 - GASTRO900 - TURBOCF/LS  
for Dishwasher (UNIVERBAR)  
for Dishwasher hood type (DIHR) GASTRO11S  
GASTRO1200S



ZANUSSI 053810

**3319013 GREEN BIPOLAR SWITCH 16A 250V**  
with indicator lamp and switch cover  
"0 - II" symbol screenprinted  
max temperature 120°C  
mounting hole 22x30 mm



ZANUSSI 053837

**3319928 GREEN BIPOLAR SWITCH 16A 250V**  
with indicator lamp  
max.temperature 120°C  
mounting hole  $\varnothing$  25 mm  
for Dishwasher (LINEA BLANCA) LC-1500 - LC-1700  
LC-2000 - LC-2300 - LC-2300TR - LC-2600  
LC-2800  
for Dishwasher hood type (LINEA BLANCA) LC-3500  
for Glasswasher/Cupwasher (LINEA BLANCA) LC-1000  
LC-80



ZANUSSI 054518

**3319151 SWITCH PROTECTION CAP**  
 $\varnothing$  external 34 mm  
for push-buttons with mounting hole  $\varnothing$  25 mm



ZANUSSI 053979



Suitable for:

**3319944 GREEN BIPOLAR SWITCH 16A 250V**  
with indicator light  
0-I silk-screen printing  
temperature max 120°C  
mounting hole 22x30 mm



ZANUSSI 056703

Suitable for:

**3319951 GREEN BIPOLAR SWITCH 16A 250V**  
with indicator lamp  
max temperature 125°C  
lead connector 6.35x0.8 mm  
mounting hole 25x27 mm  
for Dishwasher (JEMI) GS-8/2 - GS-9  
for Dishwasher hood type (JEMI) GS-100 - GS-82  
for Glasswasher/Cupwasher (JEMI) GS-3 - GS-4/2



ZANUSSI 085987

ZANUSSI 099274

**3319175 GREEN CHANGE OVER SWITCH 16A 24V**  
with indicator lamp  
max temperature 120°C  
mounting hole 22x30 mm  
for Dishwasher hood type (IME OMNIWASH) SEI2P  
for Dishwasher hood type (STORME) L502



ZANUSSI 004158

**1319202 GREEN TWO-POLE SWITCH 16A 250V**  
with indicator lamp  
silk-screen printing 0 - I  
temperature max 120°C  
mounting hole 22x30 mm



ZANUSSI 056703

ZANUSSI 081680

**3319415 KEY SUPPORTING BODY**  
for all models



ZANUSSI 083050

**3319088 ORANGE BIPOLAR SWITCH 250V 16A**  
with indicator lamp and push-button cover  
temperature max 120°C  
mounting hole 22x30 mm  
for Dishwasher (SAMMIC) E-300  
for Glasswasher/Cupwasher (SAMMIC) E-19 - LVT-18  
LVT-18A - LVT-18H - S-20



ZANUSSI 056878

ZANUSSI 056879

ZANUSSI 056880

**3319145 ORANGE PUSH-BUTTON**  
for Warewasher (ZANUSSI) L0250 - L0480



ZANUSSI 0L1243

ZANUSSI 075600

ZANUSSI 075656

**3221057 INDICATOR LAMP 2W 30V**  
dimensions  $\varnothing$  10x28 mm  
for POT WASHER L0250



ZANUSSI 075026



Suitable for:

**3221089 SNAP-IN LAMP RECEPTACLE**  
for LO250-LO480



ZANUSSI 0L1244

ZANUSSI 075602

# ZANUSSI



Suitable for:

**3319015 RED BIPOLAR PUSH BUTTON 16A 250V**  
with indicator lamp  
silk-screen print 0 - I  
max temperature 120°C  
mounting hole 22x30 mm



ZANUSSI 005899

**3319011 RED TWO-POLE PUSH-BUTTON 16A 250V**  
normally closed  
with indicator lamp and push-button cap  
max temperature 120°C  
mounting hole 22x30 mm



ZANUSSI 054547

ZANUSSI 055014

**3319922 SINGLE POLE CHANGEOVER SWITCH**  
lead connector 6.35x0.8 mm



ZANUSSI 0A8273

**3319923 BLACK/RED CAM**



ZANUSSI 0A8272

**3319024 START PUSH-BUTTON PANEL**  
bipolar switch NO  
for Dishwasher (ZANUSSI) LS500 - LS540  
for Dishwasher hood type (ZANUSSI) LS1080



ZANUSSI 046340

ZANUSSI 048445+048575

**3319080 SWITCH SUPPORT**



ZANUSSI 085609

**3319211 SWITCH 16(4)A 250V**  
for Glasswasher/Cupwasher (ZANUSSI) GW1 - GW2  
LB1 - LB2 - WT1 - WT2 - Z1 - Z2



ZANUSSI 049063

**3319212 GREY BUTTON ø 23 mm**  
for Glasswasher/Cupwasher (ZANUSSI) GW1 - GW2  
LB1 - LB2 - Z1 - Z2



ZANUSSI 049062



Suitable for:

**3319213 SWITCH 16(4)A 250V**  
for Glasswasher/Cupwasher (ZANUSSI) GW1 - GW2  
LB1 - LB2 - WT1 - WT2 - Z1 - Z2



ZANUSSI 049068

**3319214 YELLOW BUTTON ø 23 mm**  
for Glasswasher/Cupwasher (ZANUSSI) GW1 - GW2  
LB1 - LB2 - Z1 - Z2



ZANUSSI 049065

Suitable for:

**3319215 GREEN BUTTON ø 23 mm**  
for Glasswasher/Cupwasher (ZANUSSI) GW1 - GW2  
LB1 - LB2 - Z1 - Z2



ZANUSSI 049091

**3319127 THREE-POLE SWITCH**  
for Dishwasher (ZANUSSI) LS3



ZANUSSI 049316

**3319129 PUSH-BUTTON**  
for Dishwasher (ZANUSSI) LS3



ZANUSSI 049315

**3319142 SCREENPRINTED BUTTON ø 23 mm**  
for Dishwasher (ZANUSSI) LS3



ZANUSSI 049383

**3319570 DRAIN GREY KEY**



ZANUSSI 049325

**3319138 SCREENPRINTED BUTTON ø 23 mm**  
for Dishwasher (ZANUSSI) LS3



ZANUSSI 049318

**3319143 SCREENPRINTED BUTTON 23 mm**  
for Dishwasher (ZANUSSI) LS3



ZANUSSI 049317



Suitable for:

**3319128 THREE-POLE SWITCH**  
for Dishwasher (ZANUSSI) LS3



ZANUSSI 049326

**3319256 WHITE BIPOLAR SWITCH 16A 250V**  
with light



ZANUSSI

## Telethermometers

**3394354 ELECTRONIC THERMOMETER LAE LTS12PTI-2**  
complete with 2-wire probe length 3000 mm  
multiprobe: PT100(-100+600°C) - PTC(-50+150°C)  
power supply 24 Vac 3W  
mounting hole distance 70x28 mm  
for Dishwasher (ZANUSSI) - Series WT



ZANUSSI 0E5030

ZANUSSI 049943

**3394355 ELECTRONIC THERMOMETER LAE LTS12PTI-2**  
complete with 2-wire probe length 5000 mm  
multiprobe: PT100(-100+600°C) - PTC(-50+150°C)  
power supply 24 Vac 3W  
mounting hole distance 70x28 mm  
for Dishwasher conveyor type (ZANUSSI) RT100  
RT140 - RT190 - RT270



ZANUSSI 049944

**3441033 TELETHERMOMETER 56x25 mm 0-120°C**  
plastic body  
white dial  
PVC covered capillary length 3000 mm  
bulb with spring  $\varnothing$  6x20 mm  
for Dishwasher (ELFRAMO) - Series EN  
for Dishwasher hood type (ZANUSSI) LS8



ZANUSSI 048544

**3441043 THERMOMETER 0-120°C 48x48 mm**  
covered capillary 2900 mm  
bulb  $\varnothing$  6x36 mm  
for Dishwasher (ZANUSSI) LS65 - WT35



ZANUSSI 0E5545

ZANUSSI 048525



Suitable for:

Suitable for:

**3441006 WHITE TELETHERMOMETER  $\varnothing$  52 mm 0-120°C**  
 metal case  
 PVC covered capillary 1500 mm  
 spring bulb  $\varnothing$  8x32 mm  
 bulb fitting M10x1  
 for Dishwasher (LASA)  
 for Dishwasher (MARENO) MLS30 - MLS31 - MLS35  
 for Dishwasher hood type (MARENO) MLC50 - MLC65



ZANUSSI 032085

ZANUSSI 034075

**3441013 WHITE TELETHERMOMETER 56x25 mm 0-110°C**  
 plastic case  
 PVC covered capillary 2000 mm  
 bulb with seal  $\varnothing$  8.4 mm  
 with swivel fitting  $\varnothing$  14x1 mm  
 for Dishwasher (ZANUSSI) LC100 - LC1000  
 for Dishwasher hood type (ZANUSSI) LS10 - LS1080  
 LS12



ZANUSSI 046553

ZANUSSI 048084

ZANUSSI 048272

ZANUSSI 066350

ZANUSSI 067336

**3186135 THERMOMETER GASKET 60x30 mm**



ZANUSSI 048070

**3441015 WHITE TELETHERMOMETER 56x25 mm 0-120°C**  
 plastic case  
 PVC covered capillary 3000 mm  
 spring bulb  $\varnothing$  8.4 mm  
 fitting  $\varnothing$  M10x1 mm  
 for Dishwasher (ZANUSSI) LC100  
 for Dishwasher hood type (ZANUSSI) HT1000 - HT1200  
 HYDRA1000 - LS10 - LS12



ZANUSSI 047211

ZANUSSI 047784

ZANUSSI 048065

ZANUSSI 075671

ZANUSSI 076048

**3441044 WHITE THERMOMETER  $\varnothing$  52 mm 0-120°C**  
 plastic case  
 covered capillary 2500 mm  
 bulb  $\varnothing$  6x36 mm  
 for Dishwasher (ZANUSSI) FL700 - HYDRA700 - LS7  
 LV70 - Z70



ZANUSSI 048564





## Terminal blocks

**3247039 MAIN TERMINAL BLOCK 145x145 mm**  
for Dishwasher (ZANUSSI) LB5G - LS5 - LS5WS - LS6  
LS6AH - LS6WS - WT30WS - WT37 - WT38 - WT4  
WT4G - WT4WS - WT5S  
for Dishwasher hood type (ZANUSSI) LS10 - LS12  
LS14 - LS14AH - LS14WS - LS9 - WT60 - WT65  
WT65WS



ZANUSSI 0L0111

ZANUSSI 049618

**3247015 12-POLE BRASS TERMINAL BLOCK**  
for cable max 4 mm<sup>2</sup>  
operating temperature 150°C  
nominal voltage 450 V



ZANUSSI 0W3543

**3247006 2-POLE CERAMIC TERMINAL BLOCK**  
for cable max 6 mm<sup>2</sup>  
operating temperature 300°C  
nominal voltage 450V  
dimensions 25x22x21 mm



ZANUSSI 053805

**3247016 3-POLE TERMINAL BLOCK FV273 40A 450V**  
for cable max 6 mm<sup>2</sup>  
operating temperature 150°C  
nominal voltage 450 V  
for Glasswasher/Cupwasher (SILANOS) R20 - 020  
030  
for Glasswasher/Cupwasher (WHIRLPOOL) AGB641  
AGB642 - AGB643 - AGB647 - AGB782



ZANUSSI 046357

**3247005 4-POLE CERAMIC TERMINAL BLOCK**  
for cable max 2.5 mm<sup>2</sup>  
operating temperature 300°C  
nominal voltage 450V  
dimensions 40x18x16 mm



ZANUSSI 054042

**3247011 6-POLE TERMINAL BLOCK FV122 40A 600V**  
for cable max 6 mm<sup>2</sup>  
operating temperature 150°C  
nominal voltage 450 V



ZANUSSI 046347

**3247009 6-POLE TERMINAL BLOCK FV122/B 40A 600V**  
for cable max 6 mm<sup>2</sup>  
operating temperature 150°C  
nominal voltage 450 V



ZANUSSI 005420

ZANUSSI 058613



Suitable for:

# ZANUSSI



Suitable for:

## Thermostats

**3444121 MILLED GLAND FOR THERMOSTAT 9x1**



ZANUSSI 027061

**3444072 SAFETY THERMOSTAT 126°C**

manual reset  
covered capillary 1730 mm  
bulb  $\varnothing$  6x129 mm  
16A 250V  
for Dishwasher conveyor type (ZANUSSI) - Series RT



ZANUSSI 0E5086

**3444396 SINGLE-PHASE SAFETY THERMOSTAT +130°C**

covered capillary length 800 mm  
bulb  $\varnothing$  6x70 mm  
for Dishwasher (ZANUSSI) LS3 - LS6  
for Dishwasher conveyor type (ZANUSSI) CT92  
for Dishwasher hood type (ZANUSSI) LS8



ZANUSSI 046816

**3444602 SINGLE-PHASE THERMOSTAT 0-85°C**

for tank  
covered capillary 600 mm  
button bulb  $\varnothing$  14x31 mm  
16A 250V  
D shaft  $\varnothing$  6x4.6 mm  
for Glasswasher/Cupwasher (ELETTRORBAR) S621 - S623  
S624 - S626 - S631 - S633 - S634  
for Glasswasher/Cupwasher (ZANUSSI) CRYSTAL11  
CRYSTAL22 - LTB11 - LTB12 - LTB22



ZANUSSI 069423

**3444014 SINGLE-PHASE THERMOSTAT 30-90°C**

capillary 1250 mm  
bulb  $\varnothing$  6x110 mm  
16A 250V  
for Dishwasher (ZANUSSI) LS50 - LS500 - LS52  
LS75 - LS96  
for Dishwasher hood type (ZANUSSI) LS1080 - LS720  
LS860



ZANUSSI 0L1633

ZANUSSI 048266

ZANUSSI 049243

ZANUSSI 068012

ZANUSSI 068582

**3444215 GLAND FOR THERMOSTAT 12x1**

for Dishwasher (ZANUSSI) LS50 - LS500 - LS52  
LS540 - LS7  
for Dishwasher conveyor type (ZANUSSI) CT92  
for Dishwasher hood type (ZANUSSI) LS1080 - LS720  
LS8 - LS860



ZANUSSI 067899



Suitable for:

Suitable for:

## 3243139 O-RING 02025 EPDM

for Dishwasher (BONNET) INO3F  
for Dishwasher (ZANUSSI) LS32 - LS360 - LS365  
LS500 - LS540 - LS7  
for Dishwasher conveyor type (ZANUSSI) CT92  
for Dishwasher hood type (ZANUSSI) LS1080 - LS720  
LS8 - LS860



ZANUSSI 067898

ZANUSSI 086109

## 3444018 SINGLE-PHASE THERMOSTAT 30-90°C

complete with auxiliary selector switch  
D-shaped pin  $\varnothing$  6x4.6 mm  
covered capillary length 1000 mm - 16A 250V  
bulb  $\varnothing$  6x175 mm



ZANUSSI 051142

## 3444754 SINGLE-PHASE THERMOSTAT 50-98°C

D-shaped pin 6x4.6 mm  
covered capillary length 2400 mm - 16A 230V  
bulb  $\varnothing$  3x335 mm - with stuffing gland M9x1



ZANUSSI 0H6440

## 3444395 SINGLE-PHASE THERMOSTAT 82°C

capillary 900 mm  
bulb  $\varnothing$  6x150 mm  
15A 400V  
for Glasswasher/Cupwasher (ZANUSSI) WT1 - WT2



ZANUSSI 0L2122

ZANUSSI 049255

## 3444215 GLAND FOR THERMOSTAT 12x1

for Dishwasher (ZANUSSI) LS50 - LS500 - LS52  
LS540 - LS7  
for Dishwasher conveyor type (ZANUSSI) CT92  
for Dishwasher hood type (ZANUSSI) LS1080 - LS720  
LS8 - LS860



ZANUSSI 067899

## 3243139 O-RING 02025 EPDM

for Dishwasher (BONNET) INO3F  
for Dishwasher (ZANUSSI) LS32 - LS360 - LS365  
LS500 - LS540 - LS7  
for Dishwasher conveyor type (ZANUSSI) CT92  
for Dishwasher hood type (ZANUSSI) LS1080 - LS720  
LS8 - LS860



ZANUSSI 067898

ZANUSSI 086109



Suitable for:

Suitable for:

**3444065 THERMOSTAT 30°-110°C**  
for Dishwasher conveyor type (ZANUSSI) - Series RT



ZANUSSI 0E5032

ZANUSSI 0K7035

**3444330 THREE-PHASE THERMOSTAT 0-90°C**  
for tank  
covered capillary 1000 mm  
bulb  $\varnothing$  6x220 mm  
10A 400V  
with adjusting screw  
for Dishwasher (MARENO) MLS30 - MLS31  
for Glasswasher/Cupwasher (ZANUSSI) LB1 - LB2



ZANUSSI 049191

**3243139 O-RING 02025 EPDM**  
for Dishwasher (BONNET) INO3F  
for Dishwasher (ZANUSSI) LS32 - LS360 - LS365  
LS500 - LS540 - LS7  
for Dishwasher conveyor type (ZANUSSI) CT92  
for Dishwasher hood type (ZANUSSI) LS1080 - LS720  
LS8 - LS860



ZANUSSI 067898

ZANUSSI 086109

**3444780 THREE-PHASE THERMOSTAT 30-95°C**  
covered capillary 900 mm  
bulb  $\varnothing$  6x200 mm  
16A 230V  
D shaft  $\varnothing$  6x4.6 mm  
for Dishwasher (ZANUSSI) LS360



ZANUSSI 046413

**3444215 GLAND FOR THERMOSTAT 12x1**  
for Dishwasher (ZANUSSI) LS50 - LS500 - LS52  
LS540 - LS7  
for Dishwasher conveyor type (ZANUSSI) CT92  
for Dishwasher hood type (ZANUSSI) LS1080 - LS720  
LS8 - LS860



ZANUSSI 067899

**3444331 THREE-PHASE THERMOSTAT +140°C**  
with manual reset  
covered capillary 1000 mm  
bulb  $\varnothing$  6x90 mm  
10A 400V  
for boiler



ZANUSSI 004862

ZANUSSI 059079



Suitable for:

**3444221 THREE-PHASE THERMOSTAT 140°C**  
 with manual reset  
 covered capillary length 1000 mm - 10A 400V  
 bulb  $\varnothing$  6x175 mm  
 for Dishwasher (ZANUSSI) LS7  
 for Dishwasher hood type (ZANUSSI) LS1080 - LS860



ZANUSSI 051644

Suitable for:

**3444016 THREE-PHASE THERMOSTAT 30-90°C**  
 capillary 900 mm  
 bulb  $\varnothing$  6x215 mm  
 10A 400V  
 with temperature adjusting screw  
 for Dishwasher (ZANUSSI) LS360 - LS365 - LS4  
 LS510 - LS520 - LS521



ZANUSSI 0C5345

ZANUSSI 045169

## Timers

**3322194 CONTROLLER D94 3 CAMS**  
 for rinsing  
 cycle 240 seconds  
 rinse 18 seconds  
 230V 50/60HZ  
 D-shaped pin  $\varnothing$  6x4.6 mm  
 for Dishwasher (ADLER) A350 - F1000 - F1201 - F350  
 F650  
 for Dishwasher (WHIRLPOOL) F360 - F650  
 for Dishwasher hood type (ADLER) A1080  
 for Dishwasher hood type (WHIRLPOOL) F1000 - F1201



ZANUSSI 0R0015

**3241350 BLACK KNOB  $\varnothing$  45 mm**  
 D shaft hole 6x4.6 mm  
 for Dishwasher (ADLER) DS41  
 for Glasswasher/Cupwasher (ADLER) CF40 - DSF103



**3250215 TIMER KNOB SPRING**



**3322605 CONTROLLER 9449 1 CAM**  
 cycle 40 seconds  
 230V 50HZ  
 without shaft  
 for Dishwasher (ELETTOBAR) S653  
 for Glasswasher/Cupwasher (BONNET) VR1000R  
 VR1000RAD - VR1500C - VR1500CAD  
 for Glasswasher/Cupwasher (ELETTOBAR) S623 - S626  
 S633 - S636 - 11FD - 11RD  
 for Glasswasher/Cupwasher (ZANUSSI) CRYSTAL11  
 CRYSTAL22 - LTB11 - LTB12 - LTB22



ZANUSSI 069420

**3322115 REGENERATION CONTROLLER 1 CAM**  
 cycle 40 seconds- 230V 50HZ  
 for Glasswasher/Cupwasher (ELETTOBAR) E35 - E40  
 E41 - E42 - E45





Suitable for:

# ZANUSSI



Suitable for:

**3322322 PROGRAMMER 11904 F1 4 CAMS 15 MIN.**  
 230V 50/60Hz  
 without pin  
 for Dishwasher



ZANUSSI 085329

**3322034 PROGRAMMER 9444 3 CAMS**  
 cycle 120 seconds  
 rinse 14 seconds  
 220V 50/60HZ  
 clockwise rotation  
 D shaft  $\varnothing$  6x4.6 mm  
 for Glasswasher/Cupwasher (ADLER) B100 - B101  
 B102 - B103 - B201 - B203 - CF35 - CF40  
 COMPACT - DSF101 - DSF103 - DS101 - DS103  
 DS201 - DS203  
 for Glasswasher/Cupwasher (WHIRLPOOL) D110 - D111  
 D210 - D211 - F30 - F300 - F312 - F35 - F40  
 F41



ZANUSSI 070310

**3446208 CONTROLLER SHAFT**  
 for Glasswasher/Cupwasher (ADLER) CF40 - DSF103



**3241350 BLACK KNOB  $\varnothing$  45 mm**  
 D shaft hole 6x4.6 mm  
 for Dishwasher (ADLER) DS41  
 for Glasswasher/Cupwasher (ADLER) CF40 - DSF103



**3250215 TIMER KNOB SPRING**



**3322069 TIMER D94 4 CAMS**  
 cycle 180 seconds  
 240V 50/60Hz  
 D-shaft  $\varnothing$  6x4,6 mm  
 for Dishwasher (ZANUSSI) LS4 - LS510 - LS520  
 LS521



ZANUSSI 047497

ZANUSSI 048881

**3322609 TIMER PWE5 3 CAMS**  
 without shaft  
 previous model 600/636/5200  
 for Dishwasher (COLGED) STEEL 41  
 for Dishwasher (ELETTROBAR) S651 - S653 - S655  
 for Glasswasher/Cupwasher (ELETTROBAR) E35 - S621  
 S623 - S624 - S626 - S631 - S633 - S634 - S636  
 11F - 11FD - 11R - 11RD  
 for Glasswasher/Cupwasher (ZANUSSI) CRYSTAL11  
 CRYSTAL22 - LTB11 - LTB12 - LTB22



ZANUSSI 069419

ZANUSSI 069669

ZANUSSI 069926



Suitable for:

**3322171** **TIMER P25 5 CAMS**  
1st cycle 180 seconds  
2nd cycle 6 seconds  
230V 50/60HZ  
for Dishwasher (ZANUSSI) LS7 - WT40



ZANUSSI 048303

Suitable for:

**3322173** **TIMER P25 5 CAMS**  
1st cycle 120 seconds  
2nd cycle 6 seconds  
230V 50/60HZ  
for Dishwasher hood type (ZANUSSI) HT800  
HYDRA800 - LS8



ZANUSSI 048647

**3322174** **TIMER P25 6 CAMS**  
1st cycle 2 minutes  
2nd cycle 6 seconds  
230V 50/60HZ  
for Dishwasher hood type (ZANUSSI) LS10 - LS12



ZANUSSI 048264

ZANUSSI 048591

**3322238** **TIMER P25 7 CAMS**  
2 motors 230V 50/60Hz  
cycle: 6" - 6'  
for Glasswasher/Cupwasher (ZANUSSI) GW1 - GW2  
LB1 - LB2 - Z1 - Z2



ZANUSSI 049054

**3446040** **TIMER T23 24V 50Hz**  
electronic multiscale timer  
programmable time scale 120h-12h-120'-12'-  
120"-12"  
2 changeover relays contact capacity 6(4)A 250V  
for LP480



ZANUSSI 075659

**3322353** **TIMER 7 CAMS 230V 50Hz**  
for Glasswasher/Cupwasher (ZANUSSI) LB1 - LB2



ZANUSSI 049256

**3446022** **TIMER 900-904-1114**  
for LS360-LS365



ZANUSSI 068671



Suitable for:

# ZANUSSI



Suitable for:

## Tools and equipment

### 3394952 DIGITAL THERMOMETER PDT300/1C

probe protected by its case  
range -50+150°C/-58+300°F  
resolution 0,1° - precision  $\pm$ 1°C  
auto power-off  
memory button - ON/OFF button



ZANUSSI 0S2040

## Vibration insulators for motors

### 3046028 VIBRATION BUFFER $\varnothing$ 25x20 M6

for Dishwasher (COMENDA) FC3E - FC3M - FC4E - FC4M  
for Dishwasher conveyor type (COMENDA) ACS181  
ACS182 - ACS201 - ACS202 - ACS241 - ACS242  
Series NL  
for Dishwasher hood type (COMENDA) C1000E - C1300E  
LC1200 - LC412 - LC700 - LC900



ZANUSSI 0KI589

## Wash and rinse arms and accessories

### 3243150 ARM ASSEMBLY BOSS

wash and rinse  
for Dishwasher (ZANUSSI) CRYSTAL51 - CRYSTAL52  
LS505 - LS510 - LS520 - LS521



ZANUSSI 047990

### 3243157 LOCKING SCREW RETAINER FOR BOSS



ZANUSSI 047991

### 3243179 END CAP

for Dishwasher (ZANUSSI) LS3 - LS5



ZANUSSI 0A6109

ZANUSSI 047471

ZANUSSI 049296

### 3060608 O-RING 03050 EPDM







Suitable for:

**1186223 O-RING 02056 EPDM**

for Dishwasher (ADLER) CF50 - DS400 - DS410  
DS600  
for Dishwasher (WHIRLPOOL) F360 - F650  
for Dishwasher hood type (ADLER) CF1000 - CF1201A  
DS1200  
for Dishwasher hood type (WHIRLPOOL) F1000  
F1201A  
for Glasswasher/Cupwasher (ADLER) CF35 - CF40  
for Glasswasher/Cupwasher (WHIRLPOOL) F30 - F35  
F40 - F400 - F41 - F410



ZANUSSI 046223

ZANUSSI 047473

ZANUSSI 070346

**3243896 RINSING NOZZLE 210 mm**

for Dishwasher (ZANUSSI) CRYSTAL51 - CRYSTAL52  
LS3 - LS5 - LS510 - LS520 - LS521



ZANUSSI 0A6159

ZANUSSI 048142

ZANUSSI 049298

**3243151 WASH ARM**

for Dishwasher (ZANUSSI) CRYSTAL51 - CRYSTAL52  
LS505 - LS510 - LS520 - LS521



ZANUSSI 047470

**3743368 ARM COUPLING SLEEVE**

for Dishwasher conveyor type (ZANUSSI) - Series RT  
Series WT



ZANUSSI 0E5507

ZANUSSI 0KL044

# ZANUSSI



Suitable for:

**3243154 RINSE ARM END CAP**



ZANUSSI 0A6160

ZANUSSI 047475

**3243879 RINSING NOZZLE 220 mm**

for Dishwasher (ZANUSSI) LS3 - LS5



ZANUSSI 047989

ZANUSSI 049297

**3743847 BOTTOM JET SUPPORT**

for Dishwasher (ZANUSSI) C32 - C33 - C55A - LS32  
LS33 - LV32 - LV33



ZANUSSI 049290



Suitable for:

## 3243651 COMPLETE RINSE ARM

for Glasswasher/Cupwasher (ELETTROBAR) S621 - S623  
S624 - S626 - S631 - S633 - S634 - 11F - 11FD



ZANUSSI 069577

## 3243653 LEFTHAND RINSE ARM



## 3243608 RINSE JET

for Dishwasher (ELETTROBAR) S651 - S654 - S830  
S835  
for Glasswasher/Cupwasher (BONNET) VR1000R  
VR1000RAD - VR1500C - VR1500CAD - VR1500D  
for Glasswasher/Cupwasher (ELETTROBAR) S624 - S626  
S634 - S636 - 10F - 11F - 11FD - 11R - 11RD  
22F - 40F - 44F



ZANUSSI 069451

## 3243600 COMPLETE WASH AND RINSE ARM

for Glasswasher/Cupwasher (ELETTROBAR) 10F - 11F  
11FD



ZANUSSI 069576

Suitable for:

## 3186605 CAP GASKET

for Glasswasher/Cupwasher (ELETTROBAR) E35 - E40  
NIAGARA35 - NIAGARA40



## 3243607 RING NUT FOR RINSE JET

for Dishwasher (ELETTROBAR) S651 - S835  
for Dishwasher hood type (ELETTROBAR) S850 - 66  
for Glasswasher/Cupwasher (BONNET) VR1000R  
VR1000RAD - VR1500C - VR1500CAD - VR1500D  
for Glasswasher/Cupwasher (ELETTROBAR) E35 - E40  
S621 - S623 - S624 - S626 - S631 - S633 - S634  
S636 - 10F - 11F - 11FD - 11R - 11RD - 22F  
40F - 44F



ZANUSSI 069450

## 3243612 CENTER CONDUIT

for Glasswasher/Cupwasher (ELETTROBAR) 10F - 11F  
11FD





Suitable for:

**3243609 GASKET CENTER CONDUIT**

for Glasswasher/Cupwasher (ELETTROBAR) 10F - 11F  
11FD



**3243638 LOWER WASH ARM ASSEMBLY BOSS**

for Glasswasher/Cupwasher (BONNET) VR1500C  
VR1500CAD  
for Glasswasher/Cupwasher (ELETTROBAR) E45 - E46  
S621 - S623 - S631 - S633 - 10F - 11F - 11FD  
45F - 45FD - 460F - 460FD



ZANUSSI 069452

**3243642 LOWER WASH WHEEL MANIFOLD (CLOSED)**



# ZANUSSI



Suitable for:

**3243602 LEFTHAND WASH ARM**

for Glasswasher/Cupwasher (BONNET) VR1500C  
VR1500CAD  
for Glasswasher/Cupwasher (ELETTROBAR) S621 - S623  
S631 - S633 - 10F - 11F - 11FD



**3243616 LOWER WASH ARM ASSY MANIFOLD WITH HOLES**



**1186803 O-RING 02037 EPDM**

for Dishwasher (ADLER) DS400 - DS410  
for Dishwasher (BONNET) INO3F  
for Dishwasher (COMENDA) F20 - F45 - F50 - F55  
F65 - F80  
for Dishwasher (WHIRLPOOL) F360 - F650  
for Dishwasher (ZANUSSI) LS32 - LS360 - LS365  
for Dishwasher hood type (WHIRLPOOL) F1000  
F1201A  
for Glasswasher/Cupwasher (ADLER) CF35 - CF40  
for Glasswasher/Cupwasher (COMENDA) B10 - B15  
B15T - B20  
for Glasswasher/Cupwasher (ELETTROBAR) E35 - E40  
MISTRAL40 - NIAGARA35  
for Glasswasher/Cupwasher (HOONVED) CR43 - CR48  
C35 - C43 - C43E - C46E - C48



ZANUSSI 046376



Suitable for:

**3243607 RING NUT FOR RINSE JET**

for Dishwasher (ELETTROBAR) S651 - S835  
for Dishwasher hood type (ELETTROBAR) S850 - 66  
for Glasswasher/Cupwasher (BONNET) VR1000R  
VR1000RAD - VR1500C - VR1500CAD - VR1500D  
for Glasswasher/Cupwasher (ELETTROBAR) E35 - E40  
S621 - S623 - S624 - S626 - S631 - S633 - S634  
S636 - 10F - 11F - 11FD - 11R - 11RD - 22F  
40F - 44F



ZANUSSI 069450

**3243608 RINSE JET**

for Dishwasher (ELETTROBAR) S651 - S654 - S830  
S835  
for Glasswasher/Cupwasher (BONNET) VR1000R  
VR1000RAD - VR1500C - VR1500CAD - VR1500D  
for Glasswasher/Cupwasher (ELETTROBAR) S624 - S626  
S634 - S636 - 10F - 11F - 11FD - 11R - 11RD  
22F - 40F - 44F



ZANUSSI 069451

**3243610 WASH ARM ASSEMBLY LOWER BOSS SPINDLE**

for Dishwasher (HOBART) ECOMAX501A  
for Glasswasher/Cupwasher (BONNET) VR1500C  
VR1500CAD  
for Glasswasher/Cupwasher (ELETTROBAR) E45 - E46  
S621 - S623 - S631 - S633 - 10F - 11F - 11FD  
45F - 45FD - 460F - 460FD



ZANUSSI 069445

# ZANUSSI



Suitable for:

**3243605 RING NUT FOR WASH JET**

for Dishwasher (ELETTROBAR) S651 - S653 - S654  
S655 - S810 - S815 - S830 - S835  
for Glasswasher/Cupwasher (BONNET) VR1000R  
VR1000RAD - VR1500C - VR1500CDA  
for Glasswasher/Cupwasher (ELETTROBAR) E35 - E40  
E40H - E45 - E46 - R499 - R501 - R503 - S621  
S623 - S624 - S626 - S631 - S633 - S634 - S636  
10F - 11F - 11FD - 11R - 11RD - 45F - 45FD  
460F - 460FD



ZANUSSI 069448

**3243615 SPINDLE FOR MANIFOLD**



**3243606 WASH JET**

for Glasswasher/Cupwasher (BONNET) VR1000R  
VR1000RAD - VR1500C - VR1500CAD  
for Glasswasher/Cupwasher (ELETTROBAR) E35 - E40  
E40H - E45 - E46 - NIAGARA40 - 10F - 11F  
11FD - 45F - 45FD - 460F - 460FD





Suitable for:

**3743127 COMPLETE WASH/RINSE ARM ASSEMBLY**  
length 380 mm  
for Dishwasher (ADLER) CF235 - DL240 - DS401  
DS412  
for Glasswasher/Cupwasher (ADLER) CF35 - CF40  
COMPACT  
for Glasswasher/Cupwasher (WHIRLPOOL) F30 - F35  
F40 - F400 - F41 - F410



ZANUSSI 070349

Suitable for:

**3743119 ARM ASSEMBLY RING NUT**  
for Dishwasher (ADLER) CF50 - DL240 - DS401  
DS412 - DS600  
for Dishwasher (WHIRLPOOL) F360 - F650  
for Dishwasher hood type (ADLER) CF1000 - CF1201A  
DS1200  
for Dishwasher hood type (WHIRLPOOL) F1000  
F1201A  
for Glasswasher/Cupwasher (ADLER) CF35 - CF40  
COMPACT  
for Glasswasher/Cupwasher (WHIRLPOOL) F30 - F35  
F40 - F400 - F41 - F410



**3315006 FLANGE WATER SPREADING**  
for Dishwasher (ZANUSSI) LS500 - LS540 - LS541  
for Dishwasher hood type (ZANUSSI) LSE720 - LSE721  
652120Z



ZANUSSI 045492

ZANUSSI 046543

**3315008 END CAP FOR FLANGE**  
for Dishwasher (ZANUSSI) LS500 - LS540 - LS541  
for Dishwasher hood type (ZANUSSI) LSE720 - LSE721  
652120Z



ZANUSSI 066038

**3315009 GASKET FOR FLANGE**  
for Dishwasher (ZANUSSI) LS500 - LS540 - LS541  
for Dishwasher hood type (ZANUSSI) LSE720 - LSE721  
652120Z



ZANUSSI 061488

**3501063 GASKET FOR NOZZLE**



ZANUSSI 046271



Suitable for:

# ZANUSSI



**3243181 LOWER RINSE ARM**



ZANUSSI 048133

**3243182 RINSE JET**



ZANUSSI 048135

**3243165 LOWER WASH ARM ASSEMBLY SUPPORT**  
for Dishwasher (ZANUSSI) CRYSTAL51 - CRYSTAL52  
LS505 - LS510 - LS520 - LS521



ZANUSSI 048145

Suitable for:

**1186352 O-RING 02050 EPDM**  
for Dishwasher (AFI) A600  
for Dishwasher (DIHR) C40CF - GASTRO450  
GASTRO500 - GASTRO750 - GASTRO900 - GS45  
GS50  
for Dishwasher (EUROSYSTEM) PRO400  
for Dishwasher (FAEMA) 1201  
for Dishwasher (HILTA) S41 - S42  
for Dishwasher (IME OMNIWASH) 4Q82  
for Dishwasher (KROMO) K35 - K37  
for Dishwasher (NOSEM) C5000 - C5010 - C5020  
NC501  
for Dishwasher (NUOVA SIMONELLI) KIARA6  
for Dishwasher (OLIS) OLG550 - OLG585  
for Dishwasher (SAB ITALIA) C50H - 1200  
for Dishwasher (SILANOS) 200 - 300 - 400 - 600



ZANUSSI 047986

**3243166 EPDM O-RING GASKET 03237**



ZANUSSI 047462



Suitable for:

**3243069 O-RING OR 02068 EPDM**

for Dishwasher (COMENDA) F20 - F45 - F50 - F55  
F65 - F80  
for Glasswasher/Cupwasher (COMENDA) BC15 - B15T  
for Glasswasher/Cupwasher (HOONVED) C35 - C43  
C43E - C46E - C48  
for Pan washing machine (COMENDA) LP360



ZANUSSI 047987

**1186352 O-RING 02050 EPDM**

for Dishwasher (AFI) A600  
for Dishwasher (DIHR) C40CF - GASTRO450  
GASTRO500 - GASTRO750 - GASTRO900 - GS45  
GS50  
for Dishwasher (EUROSYSTEM) PRO400  
for Dishwasher (FAEMA) 1201  
for Dishwasher (HILTA) S41 - S42  
for Dishwasher (IME OMNIWASH) 4Q82  
for Dishwasher (KROMO) K35 - K37  
for Dishwasher (NOSEM) C5000 - C5010 - C5020  
NC501  
for Dishwasher (NUOVA SIMONELLI) KIARA6  
for Dishwasher (OLIS) OLG550 - OLG585  
for Dishwasher (SAB ITALIA) C50H - 1200  
for Dishwasher (SILANOS) 200 - 300 - 400 - 600



ZANUSSI 047986

**3243162 SPINDLE FOR ARM**

for Dishwasher (ZANUSSI) CRYSTAL51 - CRYSTAL52  
LS505 - LS510 - LS520 - LS521



ZANUSSI 047464

# ZANUSSI



Suitable for:

**1186803 O-RING 02037 EPDM**

for Dishwasher (ADLER) DS400 - DS410  
for Dishwasher (BONNET) INO3F  
for Dishwasher (COMENDA) F20 - F45 - F50 - F55  
F65 - F80  
for Dishwasher (WHIRLPOOL) F360 - F650  
for Dishwasher (ZANUSSI) LS32 - LS360 - LS365  
for Dishwasher hood type (WHIRLPOOL) F1000  
F1201A  
for Glasswasher/Cupwasher (ADLER) CF35 - CF40  
for Glasswasher/Cupwasher (COMENDA) B10 - B15  
B15T - B20  
for Glasswasher/Cupwasher (ELETTRORBAR) E35 - E40  
MISTRAL40 - NIAGARA35  
for Glasswasher/Cupwasher (HOONVED) CR43 - CR48  
C35 - C43 - C43E - C46E - C48



ZANUSSI 046376

**3061007 O-RING 04362 EPDM**

for Dishwasher hood type (WINTERHALTER) GS502



ZANUSSI 045462

**3243136 WASHER**



ZANUSSI 047282



Suitable for:

**3243192 LOWER WASH ARM ASSEMBLY SUPPORT**  
for Dishwasher (ZANUSSI) LS62 - LS63 - LS64 - LS7  
for Dishwasher hood type (ZANUSSI) LS8



ZANUSSI 0L1628

ZANUSSI 048329

ZANUSSI 048819

**3243194 LOCKING NUT**  
for Dishwasher (ZANUSSI) LS62 - LS63 - LS64 - LS7  
for Dishwasher hood type (ZANUSSI) LS8



ZANUSSI 048330

Suitable for:

**3243195 GASKET FOR JET SUPPORT**  
for Dishwasher (ZANUSSI) LS62 - LS63 - LS64 - LS7  
for Dishwasher hood type (ZANUSSI) HT1000 - HT1200  
LS10 - LS12 - LS8 - WT60



ZANUSSI 048236

**3243193 SHUTTER FOR ARM**  
for Dishwasher (ZANUSSI) LS62 - LS63 - LS64 - LS7  
for Dishwasher hood type (ZANUSSI) LS10 - LS12  
LS8



ZANUSSI 048820

**3243199 LOWER WASH ARM ASSEMBLY SUPPORT**  
for Dishwasher hood type (ZANUSSI) LS10 - LS12  
LS8



ZANUSSI 048235

**3243193 SHUTTER FOR ARM**  
for Dishwasher (ZANUSSI) LS62 - LS63 - LS64 - LS7  
for Dishwasher hood type (ZANUSSI) LS10 - LS12  
LS8



ZANUSSI 048820

**3243195 GASKET FOR JET SUPPORT**  
for Dishwasher (ZANUSSI) LS62 - LS63 - LS64 - LS7  
for Dishwasher hood type (ZANUSSI) HT1000 - HT1200  
LS10 - LS12 - LS8 - WT60



ZANUSSI 048236

**3243202 SUPPORT LOCKING NUT**  
for Dishwasher hood type (ZANUSSI) HT1000 - HT1200  
LS10 - LS12 - WT60



ZANUSSI 048237

**3243878 NOZZLE BOSS**  
for Dishwasher (ZANUSSI) LS3 - LS5



ZANUSSI 049293

**3243179 END CAP**  
for Dishwasher (ZANUSSI) LS3 - LS5



ZANUSSI 0A6109

ZANUSSI 047471

ZANUSSI 049296





Suitable for:

**3243195 GASKET FOR JET SUPPORT**

for Dishwasher (ZANUSSI) LS62 - LS63 - LS64 - LS7  
for Dishwasher hood type (ZANUSSI) HT1000 - HT1200  
LS10 - LS12 - LS8 - WT60



ZANUSSI 048236

**1186223 O-RING 02056 EPDM**

for Dishwasher (ADLER) CF50 - DS400 - DS410  
DS600  
for Dishwasher (WHIRLPOOL) F360 - F650  
for Dishwasher hood type (ADLER) CF1000 - CF1201A  
DS1200  
for Dishwasher hood type (WHIRLPOOL) F1000  
F1201A  
for Glasswasher/Cupwasher (ADLER) CF35 - CF40  
for Glasswasher/Cupwasher (WHIRLPOOL) F30 - F35  
F40 - F400 - F41 - F410



ZANUSSI 046223

ZANUSSI 047473

ZANUSSI 070346

**3243896 RINSING NOZZLE 210 mm**

for Dishwasher (ZANUSSI) CRYSTAL51 - CRYSTAL52  
LS3 - LS5 - LS510 - LS520 - LS521



ZANUSSI 0A6159

ZANUSSI 048142

ZANUSSI 049298

**3243193 SHUTTER FOR ARM**

for Dishwasher (ZANUSSI) LS62 - LS63 - LS64 - LS7  
for Dishwasher hood type (ZANUSSI) LS10 - LS12  
LS8



ZANUSSI 048820

# ZANUSSI



Suitable for:

**3243194 LOCKING NUT**

for Dishwasher (ZANUSSI) LS62 - LS63 - LS64 - LS7  
for Dishwasher hood type (ZANUSSI) LS8



ZANUSSI 048330

**3243919 RINSE NOZZLE END CAP Ø 3/8"**

for Dishwasher (ZANUSSI) LS3 - LS5



ZANUSSI 049299

**3243879 RINSING NOZZLE 220 mm**

for Dishwasher (ZANUSSI) LS3 - LS5



ZANUSSI 047989

ZANUSSI 049297

**3528021 STAINLESS STEEL CIRCLIP A-17 UNI 7435**

for Dishwasher (ZANUSSI) LS62 - LS63 - LS7  
for Dishwasher hood type (ZANUSSI) LS8



ZANUSSI 048979



Suitable for:

**3243136 WASHER**



ZANUSSI 047282

**3243880 WASHING NOZZLE 195 mm**  
for Dishwasher (ZANUSSI) LS3 - LS5



ZANUSSI 049295

**3743207 PLUG FOR WASH/RINSE ARM ASSY**



ZANUSSI 066396

**3743188 RINSE ARM**  
overall length 534 mm  
for Dishwasher conveyor type (ZANUSSI) - Series RT  
Series WT



ZANUSSI 0E5506

**3243885 RINSE ARM ASSEMBLY 400 mm**  
for Glasswasher/Cupwasher (ZANUSSI) GW1 - GW2  
LB1 - LB2 - WT1 - WT2 - Z1 - Z2



ZANUSSI 0L2096

ZANUSSI 049049

**ZANUSSI**



Suitable for:

**3743509 WASHER PROTECTION**  
for Dishwasher (ZANUSSI) LS3 - LS5 - WT302 - WT303



ZANUSSI 049294

**3743367 RING NUT FOR WASH ARM ASSEMBLY BOSS**  
for Warewasher (ZANUSSI) LO/E250 - LO/E480  
LO480Z - PLO250E - PLO480/E - PLO480V



ZANUSSI 075627

**3743189 RINSE NOZZLE TYPE 9504**  
for Dishwasher conveyor type (ZANUSSI) - Series RT  
Series WT



ZANUSSI 0E5148

**3243886 RINSE ARM ASSEMBLY CAP**  
for Glasswasher/Cupwasher (ZANUSSI) GW1 - GW2  
LB1 - LB2 - WT1 - WT2 - Z1 - Z2



ZANUSSI 049048



Suitable for:

**3243887 RINSE ARM ASSEMBLY SPINDLE**  
for Glasswasher/Cupwasher (ZANUSSI) GW1 - GW2  
LB1 - LB2 - WT1 - WT2 - Z1 - Z2



ZANUSSI 049046

**3243206 RINSE ARM ASSEMBLY 475 mm**  
for Dishwasher (ZANUSSI) LS62 - LS63 - LS64 - LS7  
for Dishwasher hood type (ZANUSSI) LS8



ZANUSSI 0L2095

ZANUSSI 048542

ZANUSSI 048716

**3243159 HOSE-END ELBOW  $\varnothing$  1/4"**  
for Dishwasher (ZANUSSI) CRYSTAL51 - CRYSTAL52  
LS505 - LS510 - LS520 - LS521



ZANUSSI 046375

**3743846 RINSE ARM ASSEMBLY**  
for Dishwasher (ZANUSSI) LS61 - LS62 - LS63 - LS64  
LS7  
for Dishwasher hood type (ZANUSSI) LS10 - LS12  
LS8



ZANUSSI 049152

**3243118 SPINDLE FOR UPPER WASH ARM ASSEMBLY**  
for Dishwasher (ZANUSSI) HYDRA700 - LS7 - WT40  
for Dishwasher hood type (ZANUSSI) HT800  
HYDRA800 - LS8



ZANUSSI 048333

# ZANUSSI



Suitable for:

**3243888 WASHER FOR SPINDLE**  
for Glasswasher/Cupwasher (ZANUSSI) GW1 - GW2  
LB1 - LB2 - WT1 - WT2 - Z1 - Z2



ZANUSSI 049047

**3243207 END CAP**  
for Dishwasher (ZANUSSI) LS62 - LS63 - LS64 - LS7  
for Dishwasher hood type (ZANUSSI) HT1000 - LS10  
LS12 - LS8 - LV1200 - WT60



ZANUSSI 048714

**3243160 O-RING 0174 EPDM**



ZANUSSI 046366

**3243209 SPINDLE FOR ARM**  
for Dishwasher (ZANUSSI) LS62 - LS63 - LS64 - LS7  
for Dishwasher hood type (ZANUSSI) HT1000 - HT1200  
LS10 - LS12 - LS8 - WT60



ZANUSSI 048290

**3243158 SUPPORT FOR ARM**  
for Dishwasher (ZANUSSI) CRYSTAL51 - CRYSTAL52  
LS360 - LS505 - LS510 - LS520 - LS521 - LS540  
LS7  
for Dishwasher hood type (ZANUSSI) LS8



ZANUSSI 0L0695

ZANUSSI 046368



Suitable for:

**3243119 UPPER RING NUT**

for Dishwasher (ZANUSSI) LS7 - WT40  
for Dishwasher hood type (ZANUSSI) HT800  
HYDRA800 - LS8



ZANUSSI 048650

# ZANUSSI



Suitable for:

**3243208 WASHER FOR ARM**

for Dishwasher (ZANUSSI) LS62 - LS63 - LS64 - LS7  
for Dishwasher hood type (ZANUSSI) LS8



ZANUSSI 048632

**3243137 RINSE JET**

for Dishwasher (BONNET) INO3F  
for Dishwasher (ZANUSSI) LS32 - LS360 - LS365  
LS367 - LS540  
for Dishwasher hood type (ZANUSSI) LSE720 - LS1080  
LS860



ZANUSSI 046272

**3243190 RINSE JET**


for Dishwasher conveyor type (ZANUSSI) CT140  
CT190 - CT192 - CT92



ZANUSSI 046860

**3243191 O-RING 02125 EPDM**

for Dishwasher conveyor type (ZANUSSI) CT140  
CT190 - CT192 - CT92



ZANUSSI 046861

**3243138 RINSE JET COUNTER FLANGE**

5CF11B-CT92-CT140-CT141-CT142-CT190-CT191  
for Dishwasher (BONNET) INO3F  
for Dishwasher (ZANUSSI) LS32 - LS360 - LS365  
LS367 - LS540  
for Dishwasher hood type (ZANUSSI) LSE720 - LS1080  
LS860



ZANUSSI 046273

**3743315 RINSE ROD**

for Dishwasher (ADLER) D111  
for Glasswasher/Cupwasher (ADLER) B100 - B101  
B102 - B103 - DS101 - DS103 - DS11 - DS13  
for Glasswasher/Cupwasher (WHIRLPOOL) D110



ZANUSSI 0HA043



Suitable for:

Suitable for:

- 3243131 SPINDLE FOR WASH ARM ASSEMBLY**  
for Dishwasher (ZANUSSI) LS360 - LS365 - LS540  
for Dishwasher hood type (ZANUSSI) LSE720



ZANUSSI 046363

- 3243145 SUPPORT FOR ARM**  
for Dishwasher hood type (ZANUSSI) LS1080 - LS860




ZANUSSI 046547

- 3243159 HOSE-END ELBOW  $\varnothing$  1/4"**  
for Dishwasher (ZANUSSI) CRYSTAL51 - CRYSTAL52  
LS505 - LS510 - LS520 - LS521



ZANUSSI 046375

- 3743204 THREADED PLUG FEMALE 1"**  
for Dishwasher conveyor type (ZANUSSI) - Series RT



ZANUSSI 0E5016

- 3743673 TOP WASH ARM ASSEMBLY SUPPORT**  
for Dishwasher hood type (ZANUSSI) LS9 - WT55



ZANUSSI 0L0051

- 3743205 UPPER JETS SUPPORT**  
for Dishwasher (ZANUSSI) LS360 - LS365 - LS540  
for Dishwasher hood type (ZANUSSI) LSE720



ZANUSSI 0L0901

- 3243185 UPPER WASH ARM ASSEMBLY SUPPORT**



ZANUSSI 048128

- 3315001 WASH ARM**  
for Dishwasher (ZANUSSI) LS500 - LS501



ZANUSSI 065502

- 3186184 EPDM O-RING GASKET 0147**  
for Glasswasher/Cupwasher (MACH) MB235LI - MB240LI  
MB510E - MB510ER - MB520 - MB530 - MB535  
MB630 - MB920E - MB920ER - MB930 - MGL40



ZANUSSI 065506



Suitable for:

**3315004 WASH JET**  
for Dishwasher (ZANUSSI) LS500 - LS501



ZANUSSI 065507

# ZANUSSI



Suitable for:

**3315005 WASH JET SPINNER**  
for Dishwasher (ZANUSSI) LS500 - LS501



ZANUSSI 066896

**3743369 WASH ARM**  
for Glasswasher/Cupwasher (ZANUSSI) GW1 - GW2  
LB1 - LB2



ZANUSSI 049087

ZANUSSI 049946

**3743849 WASH COLUMN**  
for Glasswasher/Cupwasher (ZANUSSI) GW1 - GW2  
LB1 - LB2



ZANUSSI 049945

**3743316 WASH ARM ASSEMBLY CAP**  
for Dishwasher (ZANUSSI) LS7  
for Dishwasher hood type (ZANUSSI) LS10 - LS8



ZANUSSI 048289

**3243135 WASH ARM ASSEMBLY END CAP**  
for Dishwasher (BONNET) INO3F  
for Dishwasher (ZANUSSI) LS360 - LS365 - LS540



ZANUSSI 046266

**3243881 WASH ARM ASSEMBLY 410 mm**  
for Glasswasher/Cupwasher (ZANUSSI) GW1 - GW2  
LB1 - LB2 - WT1 - WT2 - Z1 - Z2



ZANUSSI 049044

**3186433 FLAT GASKET ø 50 mm**



ZANUSSI 049038

**3243882 BUSHING FOR WASH ARM ASSEMBLY**



ZANUSSI 049042

**3243884 LOCKING RING NUT**



ZANUSSI 049039



Suitable for:

**3243883 RING NUT FOR BUSHING**



ZANUSSI 049043

**3243117 WASH ARM ASSEMBLY 480 mm**  
for Dishwasher (ZANUSSI) HT1000 - HT1200  
HYDRA1000 - HYDRA1200 - LS10 - LS12 - WT60



ZANUSSI 0L0597

**3243195 GASKET FOR JET SUPPORT**  
for Dishwasher (ZANUSSI) LS62 - LS63 - LS64 - LS7  
for Dishwasher hood type (ZANUSSI) HT1000 - HT1200  
LS10 - LS12 - LS8 - WT60



ZANUSSI 048236

**3243209 SPINDLE FOR ARM**  
for Dishwasher (ZANUSSI) LS62 - LS63 - LS64 - LS7  
for Dishwasher hood type (ZANUSSI) HT1000 - HT1200  
LS10 - LS12 - LS8 - WT60



ZANUSSI 048290

**3243200 WASH ARM ASSEMBLY BOSS**  
for Dishwasher (ZANUSSI) LS62 - LS63 - LS64 - LS7  
for Dishwasher hood type (ZANUSSI) HT1000 - HT1200  
LS10 - LS12 - LS8 - WT60



ZANUSSI 048401

# ZANUSSI



Suitable for:

**3243207 END CAP**  
for Dishwasher (ZANUSSI) LS62 - LS63 - LS64 - LS7  
for Dishwasher hood type (ZANUSSI) HT1000 - LS10  
LS12 - LS8 - LV1200 - WT60



ZANUSSI 048714

**3243197 SPACER**  
for Dishwasher hood type (ZANUSSI) LS8



ZANUSSI 048238

ZANUSSI 048645

ZANUSSI 048931

**3243202 SUPPORT LOCKING NUT**  
for Dishwasher hood type (ZANUSSI) HT1000 - HT1200  
LS10 - LS12 - WT60



ZANUSSI 048237

**3243208 WASHER FOR ARM**  
for Dishwasher (ZANUSSI) LS62 - LS63 - LS64 - LS7  
for Dishwasher hood type (ZANUSSI) LS8



ZANUSSI 048632



Suitable for:

# ZANUSSI



**3243203 WASH ARM ASSEMBLY 485 mm**  
 for Dishwasher (ZANUSSI) LS62 - LS63 - LS64 - LS7  
 for Dishwasher hood type (ZANUSSI) LS8



ZANUSSI 0L0598

ZANUSSI 048821

**1186352 O-RING 02050 EPDM**  
 for Dishwasher (AFI) A600  
 for Dishwasher (DIHR) C40CF - GASTRO450  
 GASTRO500 - GASTRO750 - GASTRO900 - GS45  
 GS50  
 for Dishwasher (EUROSYSTEM) PRO400  
 for Dishwasher (FAEMA) 1201  
 for Dishwasher (HILTA) S41 - S42  
 for Dishwasher (IME OMNIWASH) 4Q82  
 for Dishwasher (KROMO) K35 - K37  
 for Dishwasher (NOSEM) C5000 - C5010 - C5020  
 NC501  
 for Dishwasher (NUOVA SIMONELLI) KIARA6  
 for Dishwasher (OLIS) OLG550 - OLG585  
 for Dishwasher (SAB ITALIA) C50H - 1200  
 for Dishwasher (SILANOS) 200 - 300 - 400 - 600



ZANUSSI 047986

**3243200 WASH ARM ASSEMBLY BOSS**  
 for Dishwasher (ZANUSSI) LS62 - LS63 - LS64 - LS7  
 for Dishwasher hood type (ZANUSSI) HT1000 - HT1200  
 LS10 - LS12 - LS8 - WT60



ZANUSSI 048401

**3243201 WASH ARM ASSEMBLY SPINDLE**  
 for Dishwasher (ZANUSSI) LS7  
 for Dishwasher hood type (ZANUSSI) LS8



ZANUSSI 048239

Suitable for:

**3243204 GASKET FOR WASH ARM ASSEMBLY**  
 for Dishwasher (ZANUSSI) LS62 - LS63 - LS64



ZANUSSI 048823

**3743848 PIN FOR JET SUPPORT**  
 for Dishwasher (ZANUSSI) C32 - C33 - C55A - LS32  
 LS33 - LS5



ZANUSSI 049292

**3243205 WASH ARM ASSEMBLY RING NUT**  
 for Dishwasher (ZANUSSI) LS62 - LS63 - LS64



ZANUSSI 048824





Suitable for:

Suitable for:

## 3743845 WASH ARM CAP

for Dishwasher conveyor type (ZANUSSI) RT100  
RT140 - RT142 - RT190 - RT270 - RT340 - RT480



ZANUSSI 0E5997

## 3243188 WASH JET


for Dishwasher conveyor type (ZANUSSI) CT140  
CT190 - CT192 - CT92



ZANUSSI 046867

## 3243189 O-RING 02137 EPDM

for Dishwasher conveyor type (ZANUSSI) CT140  
CT190 - CT192 - CT92



ZANUSSI 046868

## 3243169 WASH MANIFOLD

for Dishwasher (ZANUSSI) CRYSTAL51 - CRYSTAL52  
LS505 - LS510 - LS520 - LS521



ZANUSSI 047461

## 3243171 DELIVERY TUBE




ZANUSSI 047467

## 3243166 EPDM O-RING GASKET 03237



ZANUSSI 047462

## 3243170 NUT FOR JET SPREADING



ZANUSSI 046634

## 3243069 O-RING OR 02068 EPDM

for Dishwasher (COMENDA) F20 - F45 - F50 - F55  
F65 - F80  
for Glasswasher/Cupwasher (COMENDA) BC15 - B15T  
for Glasswasher/Cupwasher (HOONVED) C35 - C43  
C43E - C46E - C48  
for Pan washing machine (COMENDA) LP360



ZANUSSI 047987

## 3061007 O-RING 04362 EPDM

for Dishwasher hood type (WINTERHALTER) GS502



ZANUSSI 045462



Suitable for:

**3020082 OLIVE FOR 12 mm ø PIPE**



ZANUSSI 027478

ZANUSSI 050682

ZANUSSI 054979

# ZANUSSI



Suitable for:

**3243897 WASH NOZZLE**  
for Dishwasher conveyor type (ZANUSSI) CT140



ZANUSSI 047147

**3243900 WASHING NOZZLE FASTENING CLAMP**  
for Dishwasher conveyor type (ZANUSSI) CT140



ZANUSSI 047220

**3243905 WASH NOZZLE**  
for Dishwasher conveyor type (ZANUSSI) CT140



ZANUSSI 048061

**3243917 FASTENING CLAMP**  
for Dishwasher conveyor type (ZANUSSI) CT140



ZANUSSI 047221

## Wash jets and accessories

**3501092 COMPLETE RINSE JET**  
for Dishwasher (ADLER) B300  
for Glasswasher/Cupwasher (ADLER) B100 - B101  
B200 - DS101 - DS103 - DS201 - DS203  
for Glasswasher/Cupwasher (WHIRLPOOL) D110 - D111  
D210 - D211 - D310 - D311



ZANUSSI 0HA048

ZANUSSI 0HA129

**3501091 COMPLETE WASH JET**  
for Dishwasher (ADLER) B300



ZANUSSI 0HA132



Suitable for:

**3501097 COMPLETE WASH JET**  
for Dishwasher (ADLER) A350  
for Dishwasher hood type (ADLER) A1080



ZANUSSI

Suitable for:

**3501099 EXTERNAL RINSE JET**  
for Dishwasher (LAMBER)  
till 31/12/96  
01F - 040F - 045F - 050F - 075F  
for Dishwasher hood type (LAMBER)  
till 31/12/96  
L25 - 015/24L  
for Glasswasher/Cupwasher (LAMBER)  
till 31/12/96  
GS4 - GS5 - MINIBAR - SUPERQS - S200 - S240 - S280  
S510



ZANUSSI 005428

**3501060 RINSE JET  $\varnothing$  1/8"**  
for Warewasher (ZANUSSI) L0250 - L0480



ZANUSSI 045753

**3501094 WASH JET DEFLECTOR**  
for Dishwasher (ADLER) B40 - B41  
for Glasswasher/Cupwasher (ADLER) B101F - B103F



ZANUSSI 0HA102

## Washing baskets and accessories

**3055556 BASKET F/VARIOUS OBJECTS 500x500x100 mm**  
bottom with small holes  
in plastic  
useful internal height when stacked 76 mm



ZANUSSI 048797

**3055053 CUTLERY INSERT RACK 113x113x130 mm**



ZANUSSI 049070

**3055004 CUTLERY RACK 110x110x124 mm**  
of yellow plastic



ZANUSSI 0L1813(1PZ)

ZANUSSI 069956

ZANUSSI 865574

**3055612 GLASS INSERT RACK - 10 Pcs**  
of plastic  
modular plastic grid 385x385 mm



ZANUSSI 069572

ZANUSSI 960455



Suitable for:

**3055228 GLASS RACK  $\varnothing$  345x345x120 mm**  
in plastic covered iron  
for Glasswasher/Cupwasher (ELFRAMO) BD11 - SQ42



ZANUSSI 0HA029

**3055238 GLASS RACK 400x400x135 mm**  
in plastic covered wire



ZANUSSI 0U1033

**3055401 MISCELLANEOUS BASKET 500x500x100 mm**  
bottom with large holes  
inner useful stacking height 80 mm



ZANUSSI 048796

**3055636 PLATE RACK 500x500x110 mm**  
for 12 SOUP PLATES  $\varnothing$  240 mm  
for 18 SHALLOW PLATES  $\varnothing$  240 mm



ZANUSSI 048795

ZANUSSI 068692

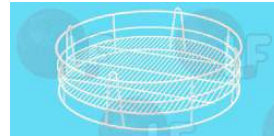
**3055615 RACK 382x382x95 mm**  
for GLASSES and DIFFERENT WARE  
in plastic covered wire  
for Dishwasher (ELETTROBAR) S611 - S613  
for Glasswasher/Cupwasher (ELETTROBAR) S621 - S623  
S631 - S633



ZANUSSI 069563

Suitable for:

**3055003 GLASS RACK  $\varnothing$  520 mm**  
in plastic covered wire  
for models LS50 - LS500 old series



ZANUSSI 045098

ZANUSSI 865566

**3055010 GLASS RACK 500x500x120 mm**  
in plastic covered wire



ZANUSSI 0S0058

**3055002 PLATE RACK  $\varnothing$  520 mm**  
in plastic covered wire  
for Dishwasher (ZANUSSI) LS50 - LS500



ZANUSSI 065565

ZANUSSI 865565

**3055616 RACK 382x382x200 mm**  
for GLASSES and DIFFERENT WARE  
in plastic covered wire  
for Dishwasher (ELETTROBAR) S611 - S613  
for Glasswasher/Cupwasher (ELETTROBAR) S621 - S623  
S631 - S633



ZANUSSI 068694

**3055638 RACK 500x500x110 mm**  
for 8 TRAYS 530x370 mm




ZANUSSI 048890



Suitable for:

**3055611 SAUCER RACK INSERT 320 mm**  
of plastic covered wire



ZANUSSI 069562


Suitable for:

**3055610 TEASPOON INSERT 105x105x135 mm**  
of plastic



ZANUSSI 069561

**3055011 22-PLATE RACK 500x500x100 mm**  
in plastic covered wire  
for Dishwasher (ELFRAMO) MRS400 - MR1100 - MR800  
MR904 - MR908 - SQT80 - SQ160 - SQ885



ZANUSSI 0S0057

## Washing showers for ovens

**3359416 COMPLETE OVEN WASH SHOWER SET**  
flow rate 11 L/min at 4 bar  
with stainless steel hose  $\varnothing$  1/2" FF 2000 mm  
with shower support



ZANUSSI 0S0323

**3359610 BLACK SHOWER CASE ECO  $\varnothing$  1/2" M**  
with coupling 3/8" M x 1/2" M



ZANUSSI 003175

**3359344 STAINLESS STEEL HOSE  $\varnothing$  1/2" FF 200 cm**  
stainless steel 18/10 double braid  
with transparent PVC coating  
nickel-plated brass coupling  $\varnothing$  1/2" F



**3359618 WALL BRACKET SUPPORT**  
for flexible sliding



**3359614 STAINLESS STEEL HOSE  $\varnothing$  1/2" FF 150 cm**  
stainless steel 18/10 double braid  
with transparent PVC coating  
nickel-plated brass coupling  $\varnothing$  1/2" F



ZANUSSI 0S0348



Suitable for:

# ZANUSSI



Suitable for:

## Water softeners and accessories

**3010061 MANUAL WATER SOFTENER 12 L  $\varnothing$  3/4"**  
 stainless steel cylinder capacity 12 L  
 connection fittings 3/4"  
 dimensions: height 500 mm -  $\varnothing$  185 mm  
 resin content 9 L  
 regeneration salt (NaCl-table salt) 1.5 Kg  
 for average dishwashers and dispensers  
 for 3-group coffee machines



**3010023 BLACK BASE FOR GS WATER SOFTENER**



ZANUSSI 0S0330

**3010018 GASKET FOR WATER SOFTENER LID**  
 OR  $\varnothing$  74x6.5 mm



**3010021 INLET FILTER**  
 for DVA models



**3010019 LID HANDLE**  
 for DVA models



**3010022 OUTLET FILTER**  
 for DVA models



**3010014 PIPE FITTING  $\varnothing$  3/8" F x 3/4" M**  
 for DVA models



**3010016 PLASTIC JET M6**  
 for DVA models



**3010015 PLASTIC TAP HANDLE**  
 for DVA models



**3010012 TAP  $\varnothing$  3/4"**  
 for models DVA  
 for DISHWASHERS





Suitable for:

**3010011 WATER INLET TAP  $\varnothing$  3/8"**  
for DVA models



## ZANUSSI



Suitable for:

**3010080 WATER SOFTENER LID ASSEMBLY**  
for DVA models



**3010102 MANUAL WATER SOFTENER 12 L  $\varnothing$  3/4"**  
plasma welding  
STAINLESS STEEL cylinder capacity 12 L  
connection fitting 3/4"  
dimensions: height 500 mm -  $\varnothing$  185 mm  
resin content 9 L  
regeneration salt (NaCl-table salt) 1.5 Kg  
inlet water max temperature 60°C  
for average dishwashers and dispensers,  
for 3-group coffee machines



**3010123 BASIS FOR WATER SOFTNER GS**



ZANUSSI OS0330

**3010018 GASKET FOR WATER SOFTENER LID**  
OR  $\varnothing$  74x6.5 mm



**3010016 PLASTIC JET M6**  
for DVA models



**3010015 PLASTIC TAP HANDLE**  
for DVA models



**3010112 RESIN 5 L**  
5 litre bag



**3010111 TAP  $\varnothing$  3/4"**  
for GS models



**3010114 WATER SOFTENER S/STEEL LID ASSEMBLY**  
for GS models





Suitable for:

# ZANUSSI



## 3010006 MANUAL WATER SOFTENER 12 L WITH BY-PASS

stainless steel cylinder capacity 12 L  
connection fittings 3/8"  
dimensions: height 500 mm - ø 185 mm  
resin content 9 L  
regeneration salt(NaCl-table salt)1.5 Kg  
for average dishwashers and dispensers  
for 3-group coffee machines



ZANUSSI 0S0579

## 3010080 WATER SOFTENER LID ASSEMBLY

for DVA models



## 3010023 BLACK BASE FOR GS WATER SOFTENER



## 3010063 MANUAL WATER SOFTENER 20 L ø 3/4"

stainless steel cylinder capacity 20 L  
connection fittings 3/4"  
dimensions: height 900 mm - ø 185 mm  
resin content 15 L  
regeneration salt(NaCl-table salt)3 Kg  
for dishwashers, large automatic dispensers  
for 4-group coffee machines



ZANUSSI 0S0329

## 3010018 GASKET FOR WATER SOFTENER LID

OR ø 74x6.5 mm



## 3010023 BLACK BASE FOR GS WATER SOFTENER



## 3010021 INLET FILTER

for DVA models



## 3010019 LID HANDLE

for DVA models



## 3010022 OUTLET FILTER

for DVA models







Suitable for:

**3010014 PIPE FITTING  $\varnothing$  3/8" F x 3/4" M**  
for DVA models



**3010015 PLASTIC TAP HANDLE**  
for DVA models



**3010011 WATER INLET TAP  $\varnothing$  3/8"**  
for DVA models



**3010104 MANUAL WATER SOFTENER 20 L  $\varnothing$  3/4"**  
plasma welding  
STAINLESS STEEL cylinder capacity 20 L  
connection fitting 3/4"  
dimensions: height 900 mm -  $\varnothing$  185 mm  
resin content 15 L  
regeneration salt (NaCl-table salt) 3 Kg  
inlet water max temperature 60°C  
for dishwashers, large dispensers,  
for 4-group coffee machines



ZANUSSI 860430

**3010018 GASKET FOR WATER SOFTENER LID**  
OR  $\varnothing$  74x6.5 mm



## ZANUSSI



Suitable for:

**3010016 PLASTIC JET M6**  
for DVA models



**3010012 TAP  $\varnothing$  3/4"**  
for models DVA  
for DISHWASHERS



**3010123 BASIS FOR WATER SOFTNER GS**



**3010016 PLASTIC JET M6**  
for DVA models





Suitable for:

**3010015 PLASTIC TAP HANDLE**  
for DVA models



# ZANUSSI



Suitable for:

**3010112 RESIN 5 L**  
5 litre bag



**3010111 TAP  $\varnothing$  3/4"**  
for GS models



**3010114 WATER SOFTENER S/STEEL LID ASSEMBLY**  
for GS models



**3010060 MANUAL WATER SOFTENER 8 L  $\varnothing$  3/4"**  
stainless steel cylinder capacity 8 L  
connection fittings 3/4"  
dimensions: height 400 mm -  $\varnothing$  185 mm  
resin content 5.8 L  
regeneration salt(NaCl-table salt)1 Kg  
for cup washers, small automatic dispensers  
for 2-group coffee machines



**3010023 BLACK BASE FOR GS WATER SOFTENER**



ZANUSSI 0C1903

**3010018 GASKET FOR WATER SOFTENER LID**  
OR  $\varnothing$  74x6.5 mm



**3010021 INLET FILTER**  
for DVA models



**3010019 LID HANDLE**  
for DVA models



**3010022 OUTLET FILTER**  
for DVA models





Suitable for:

**3010014 PIPE FITTING  $\varnothing$  3/8" F x 3/4" M**  
for DVA models



**3010015 PLASTIC TAP HANDLE**  
for DVA models



**3010011 WATER INLET TAP  $\varnothing$  3/8"**  
for DVA models



**3010101 MANUAL WATER SOFTENER 8 L  $\varnothing$  3/4"**  
plasma welding  
STAINLESS STEEL cylinder capacity 8 L  
connection fitting 3/4"  
dimensions: height 400 mm -  $\varnothing$  185 mm  
resin content 5.8 L  
regeneration salt (NaCl-table salt) 1 Kg  
inlet water max temperature 60°C  
for cup washers, small automatic dispensers  
for 2-group coffee machines



ZANUSSI 0C1903

**3010018 GASKET FOR WATER SOFTENER LID**  
OR  $\varnothing$  74x6.5 mm



# ZANUSSI



Suitable for:

**3010016 PLASTIC JET M6**  
for DVA models



**3010012 TAP  $\varnothing$  3/4"**  
for models DVA  
for DISHWASHERS



**3010080 WATER SOFTENER LID ASSEMBLY**  
for DVA models



**3010123 BASIS FOR WATER SOFTNER GS**



**3010016 PLASTIC JET M6**  
for DVA models





Suitable for:

**3010015 PLASTIC TAP HANDLE**  
for DVA models



# ZANUSSI



Suitable for:

**3010112 RESIN 5 L**  
5 litre bag



**3010111 TAP  $\varnothing$  3/4"**  
for GS models



**3010114 WATER SOFTENER S/STEEL LID ASSEMBLY**  
for GS models



**3010005 MANUAL WATER SOFTENER 8 L WITH BY-PASS**  
stainless steel cylinder capacity 8 L  
connection fittings 3/8"  
dimensions: height 400 mm -  $\varnothing$  185 mm  
resin content 5.8 L  
regeneration salt (NaCl-table salt) 1 Kg  
for cup washers, small automatic dispensers  
for 2-group coffee machines



**3010023 BLACK BASE FOR GS WATER SOFTENER**



ZANUSSI OS0578

**3010080 WATER SOFTENER LID ASSEMBLY**  
for DVA models





Suitable for:

Suitable for:

## 3010601 PURITY CLEAN EXTRA 1200

water softener suitable for DISHWASHERS  
specific for WARM WATER  
adjustable by-pass  
capacity at 10°KH 3100 L  
flow rate 300 L/h  
max pressure 6 bar  
min pressure 2 bar  
operating temperature 4°C/60°C  
pressure loss at flow rate 0.45 bar  
size: height 550 mm - ø 255 mm  
weight: empty 18 Kg - full 24 kg  
fittings: inlet ø 1" M - outlet ø 3/4" M  
horizontal or vertical mounting



## 3010611 CARTRIDGE PURITY CLEAN EXTRA 1200



ZANUSSI OS0803

## 3010600 PURITY CLEAN 1200

water softener suitable for DISHWASHERS  
specific for WARM WATER  
adjustable by-pass  
capacity at 10°KH 12000 L  
flow rate 300 L/h  
max pressure 6 bar  
min pressure 2 bar  
operating temperature 4°C/60°C  
pressure loss at flow rate 0.45 bar  
size: height 550 mm - ø 255 mm  
weight: empty 18 Kg - full 24 kg  
fittings: inlet ø 1" M - outlet ø 3/4" M  
horizontal or vertical mounting



## 3010610 CARTRIDGE PURITY CLEAN 1200



ZANUSSI OS0801



Suitable for:

Suitable for:

## 3010604 PURITY ST 1200

water softener suitable COFFEE MACHINES-DISPENSERS  
OVENS - ICE MAKERS  
specific for ODOR REMOVAL  
adjustable by-pass  
capacity at 10°KH 13187 L  
flow rate 200 L/h  
max pressure 6.9 bar  
min pressure 2 bar  
operating temperature 4°C/30°C  
pressure loss at flow rate 1.05 bar  
dimensions: height 550 mm - ø 288 mm  
weight: empty 18 Kg - full 24 kg  
fittings: inlet ø 3/8"M - outlet ø 3/8"M  
horizontal or vertical mounting



## 3010614 PURITY CARTRIDGE ST 1200



ZANUSSI OS0682

## 3010094 WATER SOFTENER" Matic 12" 12 L ø 3/4"

AUTOTROL chronometric head 255/440i  
230V 50Hz  
time programmer mod.440 (weekly)  
operating temperature 2°÷35°C  
cylinder capacity 11.8 L - resin content 8 L  
salt container 30 kg  
regeneration salt(NaCl-table salt)1.5 Kg  
inlet/outlet fittings 3/4"  
dimensions: width 260 mm - depth 480 mm  
height without head 435 - overall height 650 mm  
We recommend to use always a mechanical filter  
before the softener in order to remove  
impurities from the water



## 3010121 AUTOTROL HEAD DIAPHRAGM SET 255/440i

for Autotrol head 255/440i



ZANUSSI OS0332

## 3010120 AUTOTROL O-RING SET 255/440i

for Autotrol head 255/440i



## 3010046 CAM FOR AUTOTROL HEAD 255/440i

for head AUTOTROL 255/440i





Suitable for:

**3010043 COMPLETE BOWL FOR AUTOTROL 255/440i**  
for AUTOTROL head 255/440i



**3010125 LOWER FILTER ø 27 mm**  
for AUTOTROL head 255/440i



**3010127 STANDARD LID**  
for AUTOTROL head 255/440i



**3010200 TRANSFORMER 220/12V**  
for WATER SOFTENER



## ZANUSSI

Suitable for:

**3010126 ELECTRONIC CHLORINATOR**  
for Autotrol valve 255/400i-450  
composed by:  
- control box with double adhesive label  
- electrode holder cell with two flowrate adjuster  
- brine-drawing pipe with filter  
- micro-switch with connection cable



**3010112 RESIN 5 L**  
5 litre bag



**3010034 TIMER FOR AUTOTROL HEAD 255/440i**  
for AUTOTROL head 255/440i





Suitable for:

# ZANUSSI



Suitable for:

**3010074 WATER SOFTENER" Matic 8" 8 L ø 3/4"**  
 AUTOTROL chrometric head 255/440i  
 230V 50Hz  
 time programmer mod.440 (weekly)  
 operating temperature 2°÷35°C  
 cylinder capacity 8.5 L - resin content 5.4 L  
 salt container 20 kg  
 regeneration salt(NaCl-table salt)1 Kg  
 inlet/outlet fittings 3/4"  
 dimensions: width 200 mm - depth 430 mm  
 height without head 335 - overall height 550 mm  
 We recommend to use always a mechanical filter  
 before the softener in order to remove  
 impurities from the water



**3010121 AUTOTROL HEAD DIAPHRAGM SET 255/440i**  
 for Autotrol head 255/440i



ZANUSSI 0S0716

**3010120 AUTOTROL O-RING SET 255/440i**  
 for Autotrol head 255/440i



**3010046 CAM FOR AUTOTROL HEAD 255/440i**  
 for head AUTOTROL 255/440i



**3010043 COMPLETE BOWL FOR AUTOTROL 255/440i**  
 for AUTOTROL head 255/440i



**3010126 ELECTRONIC CHLORINATOR**  
 for Autotrol valve 255/400i-450  
 composed by:  
 - control box with double adhesive label  
 - electrode holder cell with two flowrate adjuster  
 - brine-drawing pipe with filter  
 - micro-switch with connection cable



**3010125 LOWER FILTER ø 27 mm**  
 for AUTOTROL head 255/440i



**3010112 RESIN 5 L**  
 5 litre bag







Suitable for:

**3010034** **TIMER FOR AUTOTROL HEAD 255/440i**  
for AUTOTROL head 255/440i



## ZANUSSI

Suitable for:

**3010200** **TRANSFORMER 220/12V**  
for WATER SOFTENER

